

IMPACT OF COVID-19 ON ALASKA FAMILIES

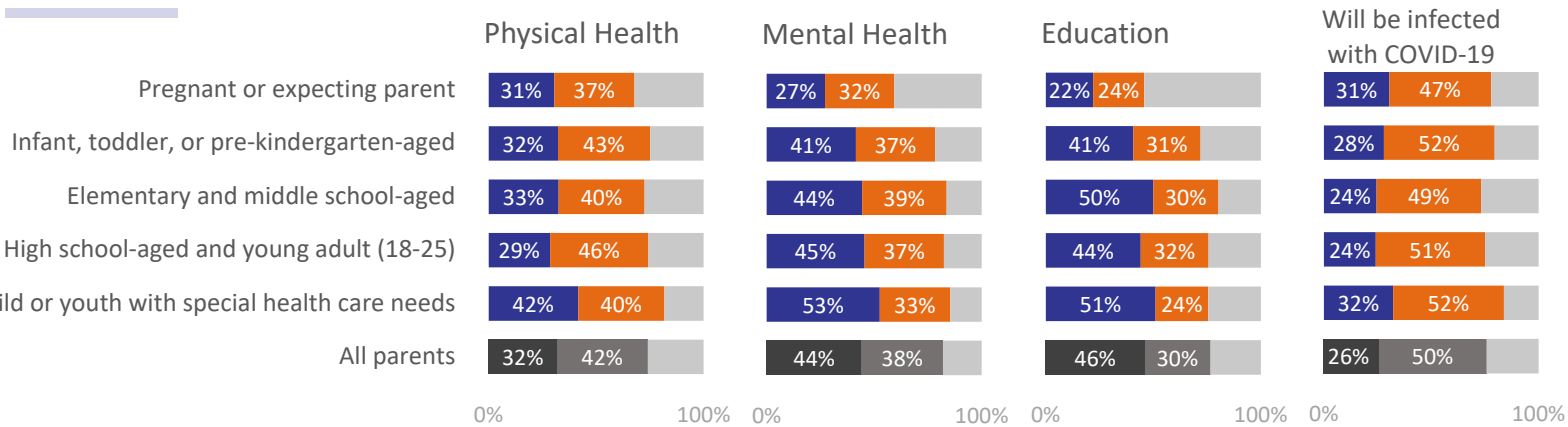
Preliminary Survey Results

- 2,952 responses (April 13-23, 2020)
- 1,977 self-identified as parents or guardians of a child or youth (including expecting parents)

Spending time outdoors (74%), increased family time (71%) and connecting with friends and family online (69%) have helped families deal with social distancing measures.

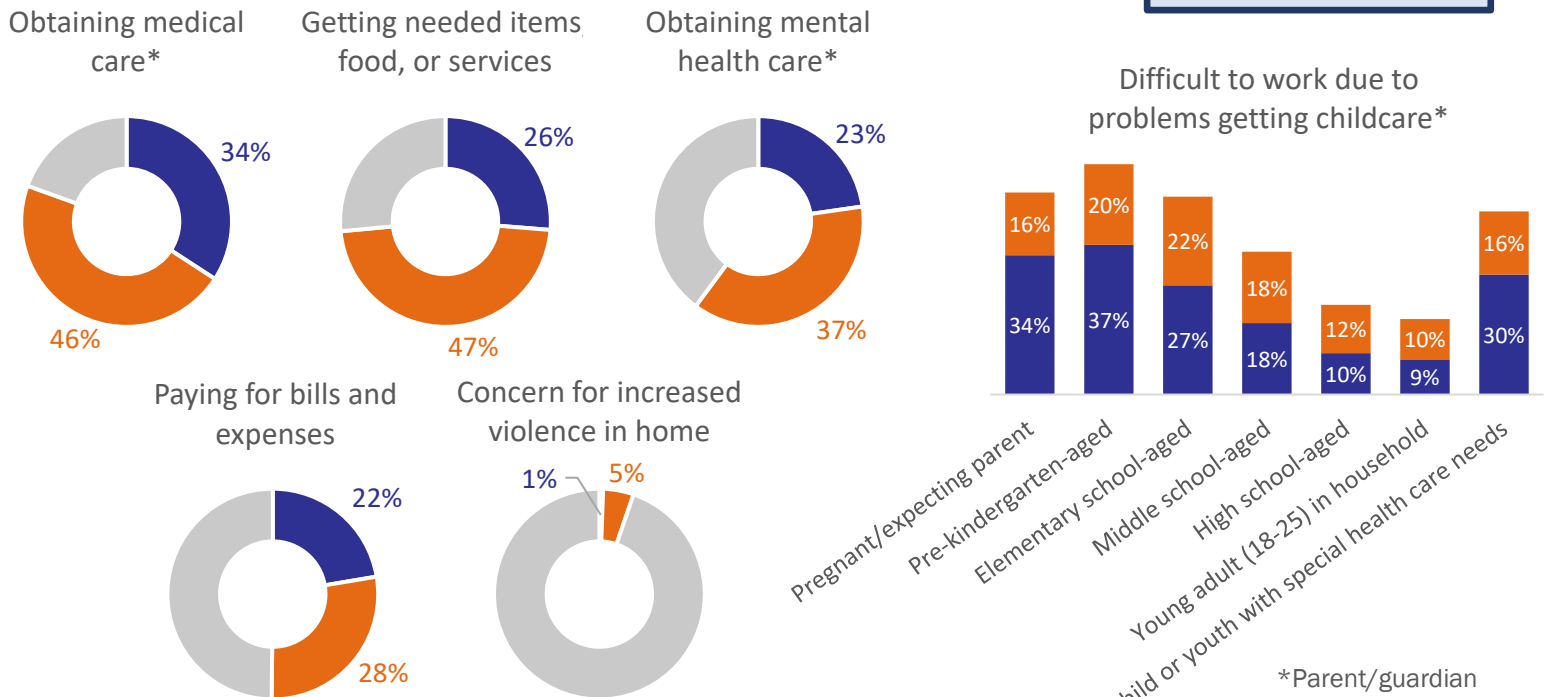
CONCERNS FOR CHILDREN

(Among parents & guardians)



GENERAL DIFFICULTIES

(Among parents & guardians)



*Among those who needed care in this time

*Parent/guardian responses are counted in all selected child groups



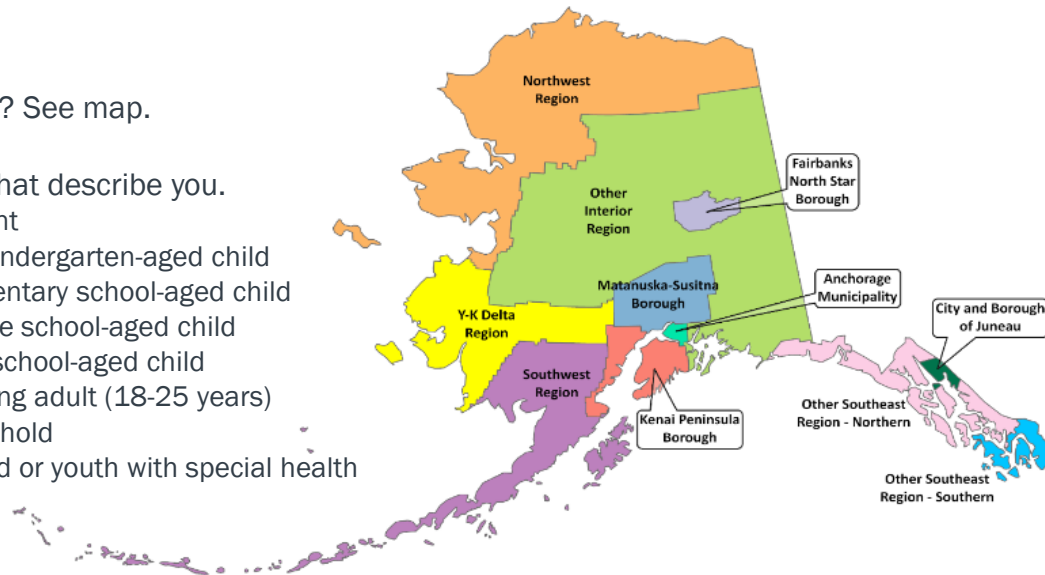
For more information, visit <http://dhss.alaska.gov/dph/wcfh/Pages/mchepi>
To participate in future surveys, text MORE to 907-269-0344

IMPACT OF COVID-19 ON ALASKA FAMILIES

Survey Questions

Demographic question

- Where is your primary residence? See map.
- Please check all options below that describe you.
 - Pregnant or expecting parent
 - Parent or guardian of pre-kindergarten-aged child
 - Parent or guardian of elementary school-aged child
 - Parent or guardian of middle school-aged child
 - Parent or guardian of high school-aged child
 - Parent or guardian of a young adult (18-25 years) currently living in the household
 - Parent or guardian of a child or youth with special health care needs
 - Other Alaska resident



Overall concerns of parents and guardians

To what extent are the following statements true for you?

- I am concerned my child will become infected with COVID-19.
- I am concerned about other impacts of the COVID-19 pandemic on my child's physical health.
- I am concerned about the impact of the COVID-19 pandemic on my child's mental health.
- I am concerned about the impact of the COVID-19 pandemic on my child's education.
- Due to the COVID-19 pandemic, problems getting childcare have made it more difficult for me or another adult in my household to work.

Overall concerns

To what extent are the following statements true for you?

- Due to the COVID-19 pandemic, my household has had more difficulty than usual paying for bills and expenses.
- Due to the COVID-19 pandemic, my household has had more difficulty than usual in getting needed items, food, or services.
- Due to the COVID-19 pandemic, a household member or I have had more difficulty than usual obtaining medical care.
- Due to the COVID-19 pandemic, a household member or I have had more difficulty than usual obtaining mental health care.
- Due to the COVID-19 pandemic, I am concerned about increased violence in my home.

Information and Support

- Since the beginning of the COVID-19 pandemic that reached Alaska in March 2020, what has helped your family deal with social distancing mandates?
- What resources or information do you wish you had to support you and our family during this time?
- If you would like, please provide more detail about your most pressing concerns for your family or children during this time.



For more information, visit <http://dhss.alaska.gov/dph/wcfh/Pages/mchepi>

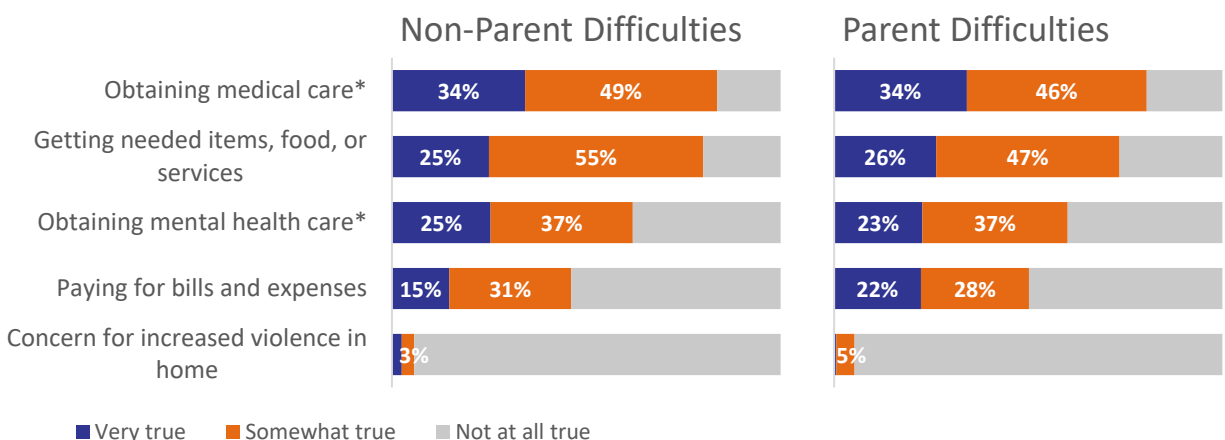
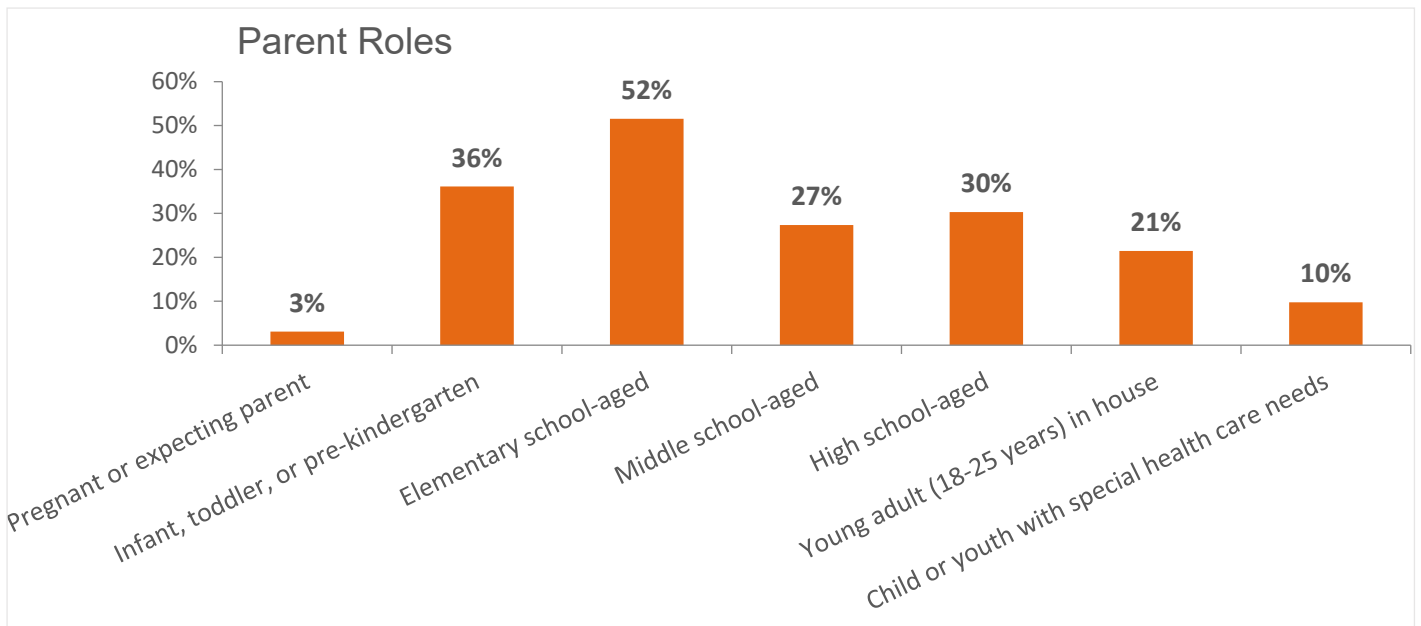
To participate in future surveys, text **MORE** to **907-269-0344**

Appendix.

Respondents by region and parent roles.

Region	% of responses	# responses	% Alaska population*
Anchorage Municipality	35.0%	690	39.9%
Fairbanks North Star Borough	20.5%	404	13.1%
Matanuska-Susitna Borough	15.6%	308	14.6%
Kenai Peninsula Region	9.7%	191	8.0%
City and Borough of Juneau	6.1%	120	4.4%
Other Southeast Region - Northern	3.6%	70	2.8%
Other Southeast Region - Southern	2.7%	54	2.7%
Southwest Region	2.4%	48	4.0%
Northwest Region	2.1%	42	3.8%
Other Interior Region	1.8%	36	3.2%
Y-K Delta Region	0.5%	10	3.6%

*Alaska population percentages based on Alaska Department of Labor 2019 population census area estimates



*Difficulty obtaining medical and mental health care among those who needed care in this time



For more information, visit <http://dhss.alaska.gov/dph/wcfh/Pages/mcepi>
To participate in future surveys, text **MORE** to **907-269-0344**

Appendix.

Results by region among parents/guardians.

Anchorage Municipality	Very true		Somewhat true		Not at all true		Total
Child will be infected with COVID-19	25.2%	172	53.1%	363	21.8%	149	684
Child's physical health	30.6%	209	43.5%	297	25.9%	177	683
Child's mental health	44.4%	303	39.2%	268	16.4%	112	683
Child's education	48.9%	334	29.4%	201	21.7%	148	683
Childcare problems have made it difficult to work	24.8%	168	19.9%	135	55.3%	375	678
More difficulty paying for bills and expenses	22.8%	154	24.9%	168	52.4%	354	676
More difficulty getting needed items, food, or services	24.5%	166	46.8%	318	28.7%	195	679
More difficulty obtaining medical care*	20.6%	140	25.4%	173	11.0%	75	388
More difficulty obtaining mental health care*	7.8%	53	17.2%	117	15.9%	108	278

Fairbanks North Star Borough and Other Interior Region	Very true		Somewhat true		Not at all true		Total
Child will be infected with COVID-19	24.0%	104	52.3%	227	23.7%	103	434
Child's physical health	27.4%	119	44.2%	192	28.3%	123	434
Child's mental health	39.3%	170	37.9%	164	22.9%	99	433
Child's education	39.6%	172	34.6%	150	25.8%	112	434
Childcare problems have made it difficult to work	19.9%	85	15.0%	64	65.2%	279	428
More difficulty paying for bills and expenses	17.6%	76	26.2%	113	56.3%	243	432
More difficulty getting needed items, food, or services	20.6%	89	49.5%	214	29.9%	129	432
More difficulty obtaining medical care*	33.3%	88	48.1%	127	18.6%	49	264
More difficulty obtaining mental health care*	29.6%	42	32.4%	46	38.0%	54	142

Regions combined due to small numbers

Matanuska-Susitna Borough	Very true		Somewhat true		Not at all true		Total
Child will be infected with COVID-19	28.5%	87	48.2%	147	23.3%	71	305
Child's physical health	33.4%	102	41.3%	126	25.3%	77	305
Child's mental health	42.0%	128	39.7%	121	18.4%	56	305
Child's education	37.5%	114	30.6%	93	31.9%	97	304
Childcare problems have made it difficult to work	18.5%	56	16.8%	51	64.7%	196	303
More difficulty paying for bills and expenses	27.4%	83	29.0%	88	43.6%	132	303
More difficulty getting needed items, food, or services	37.0%	112	41.6%	126	21.5%	65	303
More difficulty obtaining medical care*	17.8%	54	26.4%	80	12.5%	38	172
More difficulty obtaining mental health care*	8.6%	26	14.9%	45	13.5%	41	112

* Difficulty obtaining medical and mental health care is among those who needed care in this time



For more information, visit <http://dhss.alaska.gov/dph/wcfh/Pages/mchepi>

To participate in future surveys, text **MORE** to **907-269-0344**

Appendix.

Results by region among parents/guardians.

Kenai Peninsula Region	Very true		Somewhat true		Not at all true		Total
Child will be infected with COVID-19	20.2%	38	48.9%	92	30.9%	58	188
Child's physical health	23.4%	44	44.2%	83	32.5%	61	188
Child's mental health	39.4%	74	41.0%	77	19.7%	37	188
Child's education	36.2%	68	31.9%	60	31.9%	60	188
Childcare problems have made it difficult to work	18.3%	34	16.7%	31	65.1%	121	186
More difficulty paying for bills and expenses	21.8%	41	32.5%	61	45.7%	86	188
More difficulty getting needed items, food, or services	25.5%	48	50.5%	95	23.9%	45	188
More difficulty obtaining medical care*	13.8%	26	26.1%	49	8.5%	16	91
More difficulty obtaining mental health care*	7.5%	14	9.6%	18	17.6%	33	65

City and Borough of Juneau	Very true		Somewhat true		Not at all true		Total
Child will be infected with COVID-19	23.3%	28	56.7%	68	20.0%	24	120
Child's physical health	25.8%	31	51.7%	62	22.5%	27	120
Child's mental health	44.2%	53	40.0%	48	15.8%	19	120
Child's education	51.7%	62	34.2%	41	14.2%	17	120
Childcare problems have made it difficult to work	31.1%	37	24.4%	29	44.5%	53	119
More difficulty paying for bills and expenses	22.7%	27	27.7%	33	49.6%	59	119
More difficulty getting needed items, food, or services	20.0%	24	47.5%	57	32.5%	39	120
More difficulty obtaining medical care*	13.3%	16	24.2%	29	17.5%	21	66
More difficulty obtaining mental health care*	7.5%	9	16.7%	20	22.5%	27	56

Other Southeast Region- Northern	Very true		Somewhat true		Not at all true		Total
Child will be infected with COVID-19	18.8%	13	56.5%	39	24.6%	17	69
Child's physical health	30.4%	21	46.4%	32	23.2%	16	69
Child's mental health	44.9%	31	34.8%	24	20.3%	14	69
Child's education	42.0%	29	42.0%	29	15.9%	11	69
Childcare problems have made it difficult to work	25.8%	17	24.2%	16	50.0%	33	66
More difficulty paying for bills and expenses	25.4%	17	32.8%	22	41.8%	28	67
More difficulty getting needed items, food, or services	26.9%	18	47.8%	32	25.4%	17	67
More difficulty obtaining medical care*	22.4%	15	14.9%	10	9.0%	6	31
More difficulty obtaining mental health care*	13.4%	9	11.9%	8	13.4%	9	26

* Difficulty obtaining medical and mental health care is among those who needed care in this time



For more information, visit <http://dhss.alaska.gov/dph/wcfh/Pages/mchepi>

To participate in future surveys, text **MORE** to **907-269-0344**

Appendix.

Results by region among parents/guardians.

Other Southeast Region- Southern	Very true		Somewhat true		Not at all true		Total
Child will be infected with COVID-19	22.2%	12	48.2%	26	29.6%	16	54
Child's physical health	38.9%	21	35.2%	19	25.9%	14	54
Child's mental health	44.4%	24	44.4%	24	11.1%	6	54
Child's education	57.4%	31	31.5%	17	11.1%	6	54
Childcare problems have made it difficult to work	20.8%	11	13.2%	7	66.0%	35	53
More difficulty paying for bills and expenses	30.2%	16	41.5%	22	28.3%	15	53
More difficulty getting needed items, food, or services	34.0%	18	52.8%	28	13.2%	7	53
More difficulty obtaining medical care*	15.1%	+	35.9%	+		+	+
More difficulty obtaining mental health care*	11.3%	6	18.9%	10	15.1%	8	24

Southwest and Y-K Delta Region	Very true		Somewhat true		Not at all true		Total
Child will be infected with COVID-19	34.5%	20	50.0%	29	15.5%	9	58
Child's physical health	36.2%	21	44.8%	26	19.0%	11	58
Child's mental health	50.0%	29	32.8%	19	17.2%	10	58
Child's education	62.1%	36	20.7%	12	17.2%	10	58
Childcare problems have made it difficult to work	24.1%	14	17.2%	10	58.6%	34	58
More difficulty paying for bills and expenses	25.9%	15	29.3%	17	44.8%	26	58
More difficulty getting needed items, food, or services	32.8%	19	41.4%	24	25.9%	15	58
More difficulty obtaining medical care*	54.8%	+	35.5%	+		+	+
More difficulty obtaining mental health care*		+	53.3%	+		+	+

Regions combined due to small numbers

Northwest Region	Very true		Somewhat true		Not at all true		Total
Child will be infected with COVID-19	38.5%	15	38.5%	15	23.1%	9	39
Child's physical health	46.2%	18	33.3%	13	20.5%	8	39
Child's mental health	41.0%	16	38.5%	15	20.5%	8	39
Child's education	61.5%	24	20.5%	8	18.0%	7	39
Childcare problems have made it difficult to work	35.9%	14	15.4%	6	48.7%	19	39
More difficulty paying for bills and expenses		+	35.9%	+	53.9%	+	+
More difficulty getting needed items, food, or services	35.9%	+	59.0%	+		+	+
More difficulty obtaining medical care*	30.8%	+	30.8%	+		+	+
More difficulty obtaining mental health care*	12.8%	+		+	23.1%	+	+

* Difficulty obtaining medical and mental health care is among those who needed care in this time

+ Data suppressed if n <5



For more information, visit <http://dhss.alaska.gov/dph/wcfh/Pages/mchept>

To participate in future surveys, text **MORE** to **907-269-0344**