

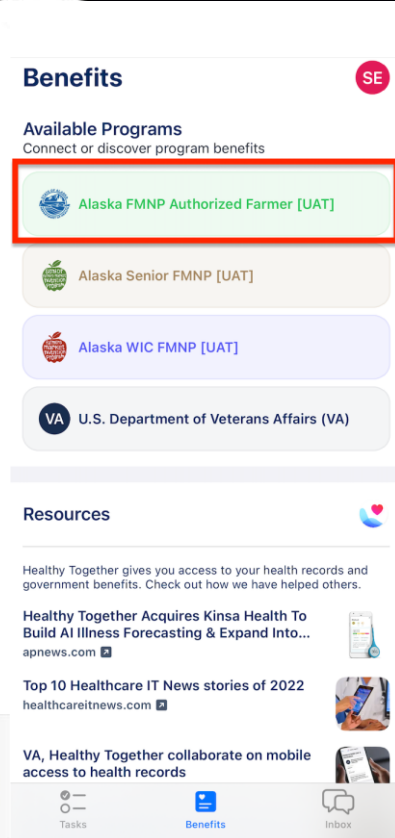
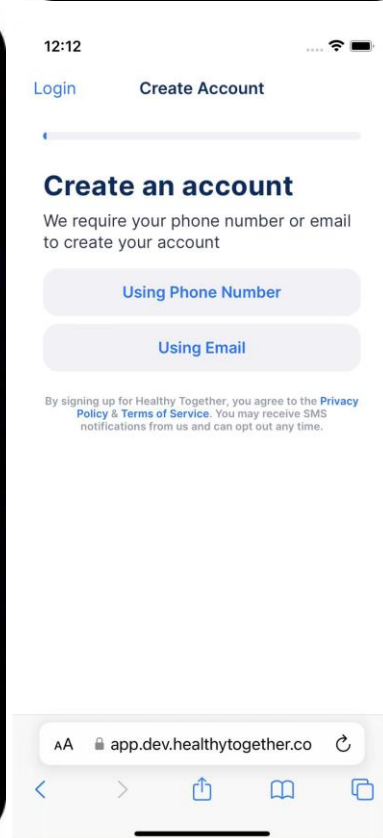
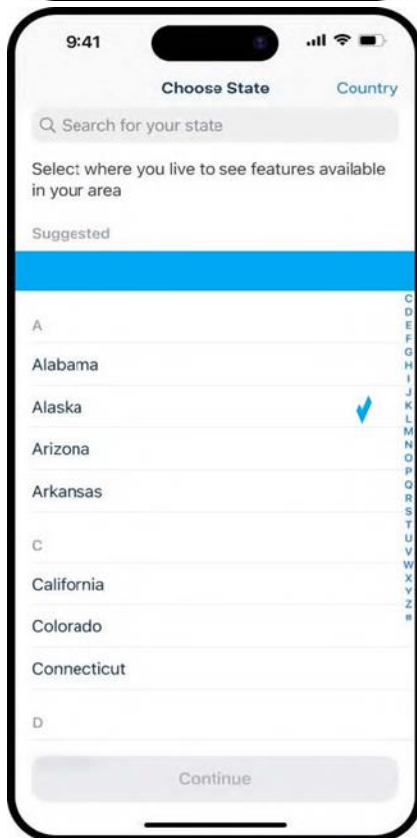
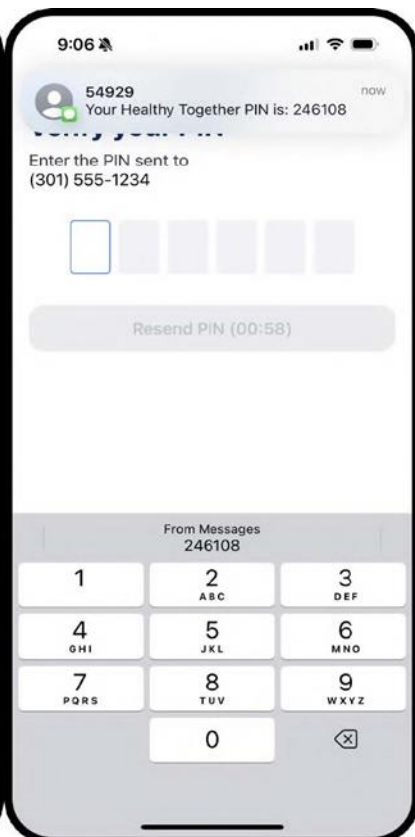
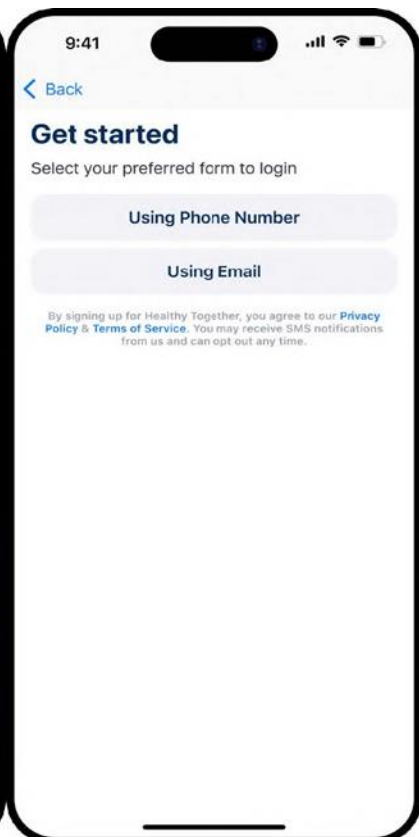
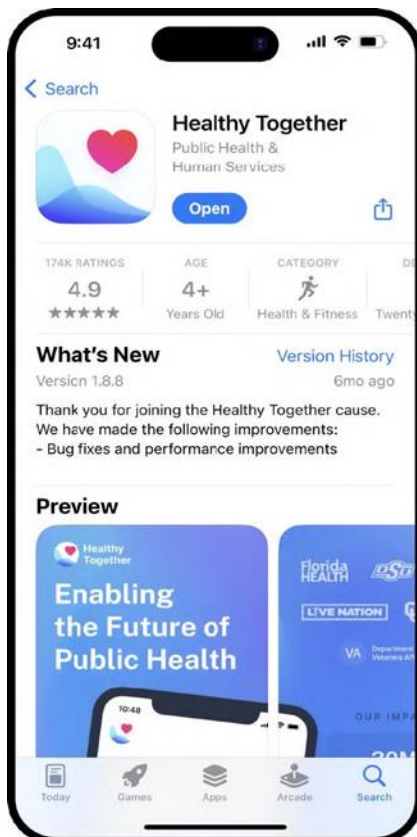
**Steps to access your electronic Senior Farmers' Market electronic food benefits:**

## **Download the Healthy Together app**



## **Scan with your phone**

1. Scan the QR code or go to: <https://app.healthytogether.co>
2. Sign up for a Healthy Together account using your phone number or email.
3. Select "Alaska" from the list of regions.
4. From the list of available programs, select "AK Senior FMNP" to connect to the appropriate program.
5. Follow the instructions to verify your Senior account, be sure to use the email/phone number that you provided on your Senior FMNP application.
6. Once verified you'll have access to the AK Senior FMNP program to access your benefit, transaction history, view resources, and find farmers' markets and farm stands to visit.



## How to use your electronic FMNP benefits:

1. Visit an authorized farmers' market near you.
2. Select locally grown fruits, vegetables, honey and fresh herbs from an authorized farmer.
3. Present your QR code for the farmer to scan.
4. The farmer will ask you to enter your 4-digit PIN.
5. Confirm your purchase and complete the transaction.

