

Alaska Suicide, Suicide Attempt, and Crisis Contact Center Data Summaries

Suicide Prevention Team, Division of Behavioral Health

Alaska Department of Health

SEPTEMBER 2025



Table of Contents

- Suicide Attempt Data Summaries
- Suicide Mortality Data Summaries
- Crisis Contact Center Data Summaries

Suicide Attempt Data Summaries

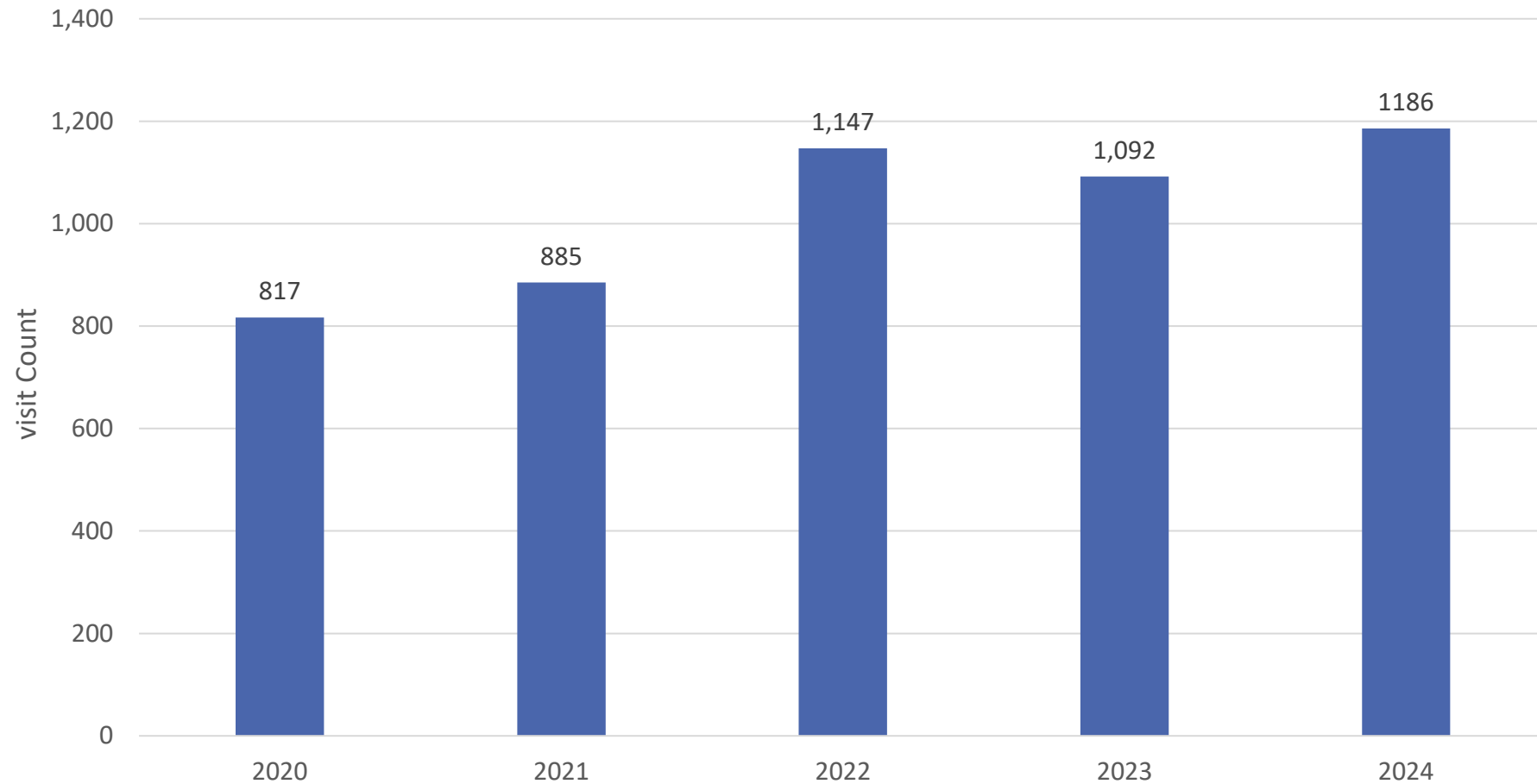


Nonfatal Suicide- related Emergency Department Visits Alaska 2020-2023

- Data is collected from Alaska's Syndromic Surveillance platform.
- Relevant visits are identified using a mix of ICD-10 codes and keywords targeting suicide attempts, though other suicidal behaviors may also be included.
- Analysis focuses on non-fatal cases only.
- Participation in syndromic surveillance is voluntary, and not all hospitals participate.
 - Efforts in 2022 increased participation among tribal hospitals, leading to more hospitals onboarded.
 - Increases in visit counts in April 2022 are mainly due to onboarding efforts.
- Syndromic Surveillance data is based on queries of emergency department notes and diagnosis codes, which may lead to mis-categorization.



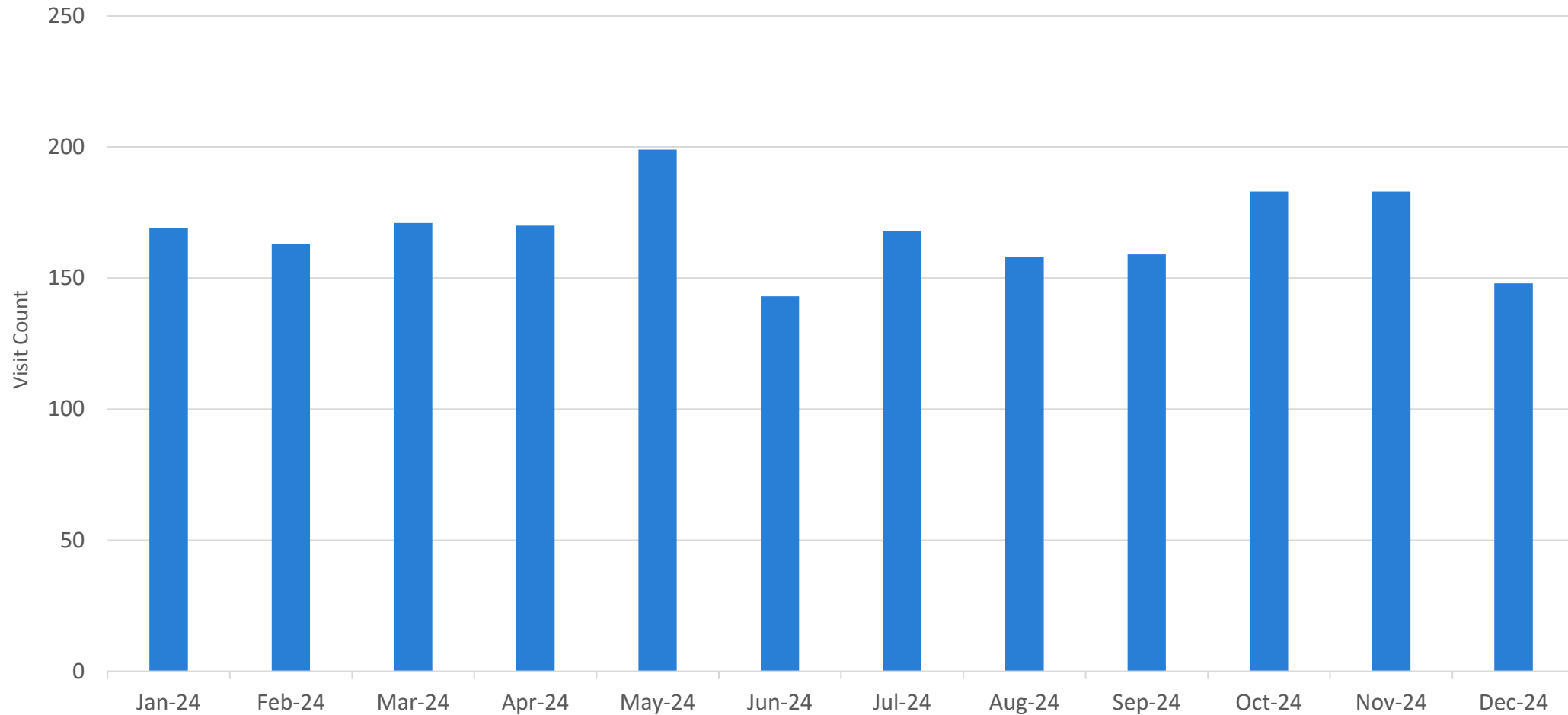
Alaska Emergency Department Visits Related to Suicide Attempt Statewide (2020-2024)



E.D. visits are non-fatal cases only; visits identified using mix of ICD-10 codes and keywords targeting suicide attempts (though other suicidal behaviors may also be included)
Data from Alaska's Syndromic Surveillance platform.



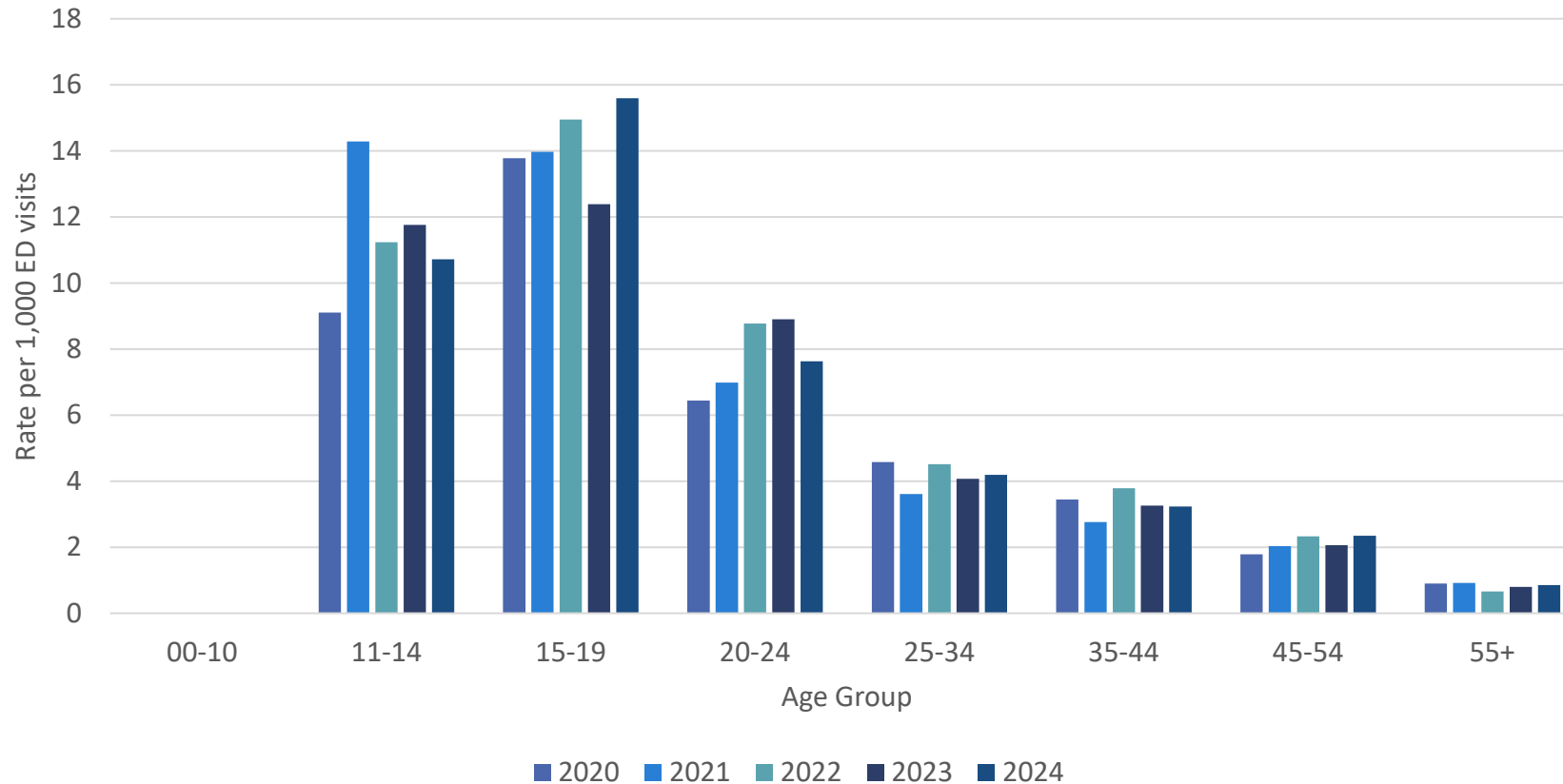
Alaska Emergency Department Visits Related to Suicide Attempt Statewide (2024)



E.D. visits are non-fatal cases only; visits identified using mix of ICD-10 codes and keywords targeting suicide attempts (though other suicidal behaviors may also be included)
Data from Alaska's Syndromic Surveillance platform.



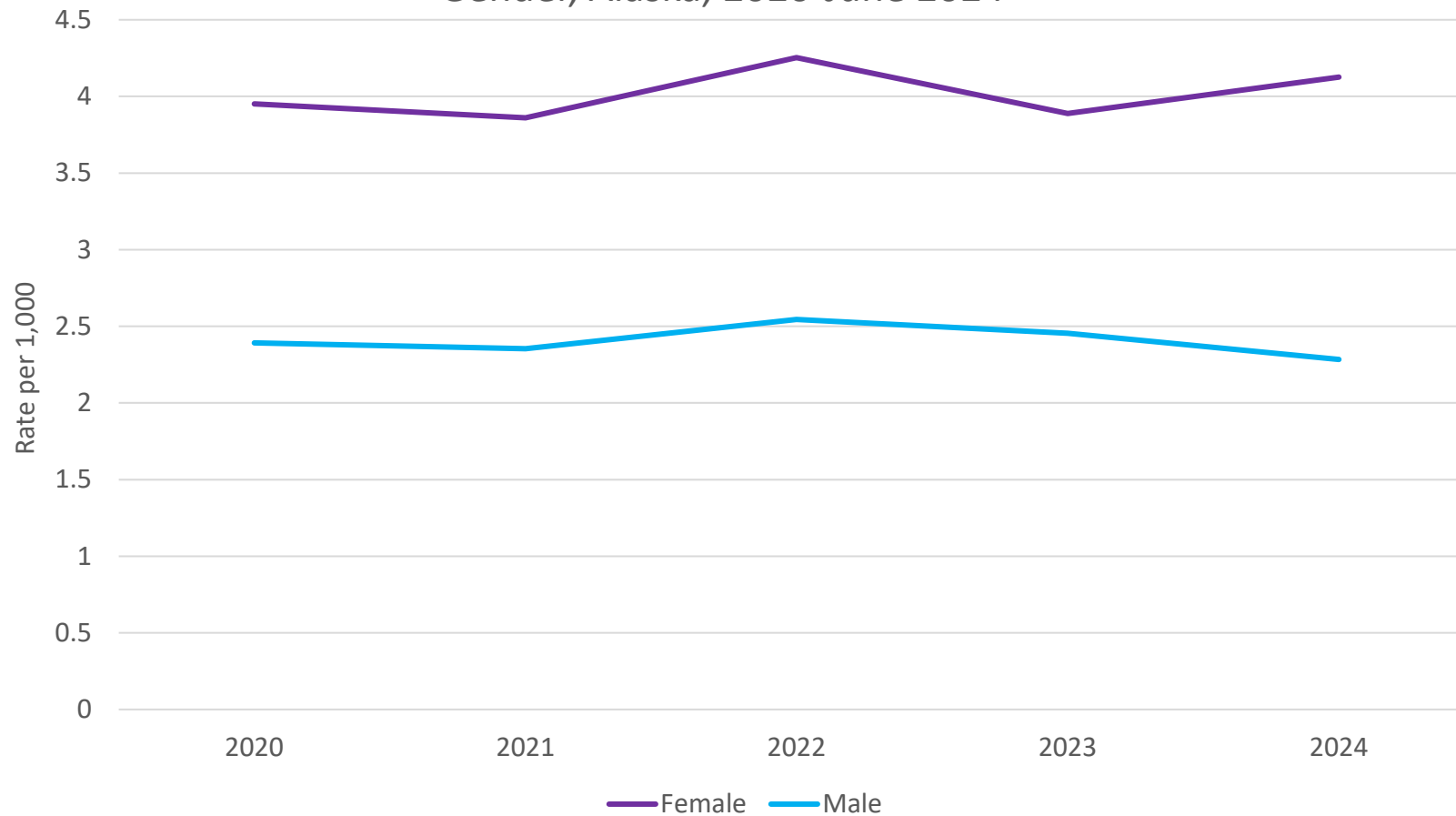
Rate of Suicide-Attempt Related ED Visits per 1,000 ED Visits, Alaska, 2020-2024



E.D. visits are non-fatal cases only; visits identified using mix of ICD-10 codes and keywords targeting suicide attempts (though other suicidal behaviors may also be included)
Data from Alaska's Syndromic Surveillance platform.



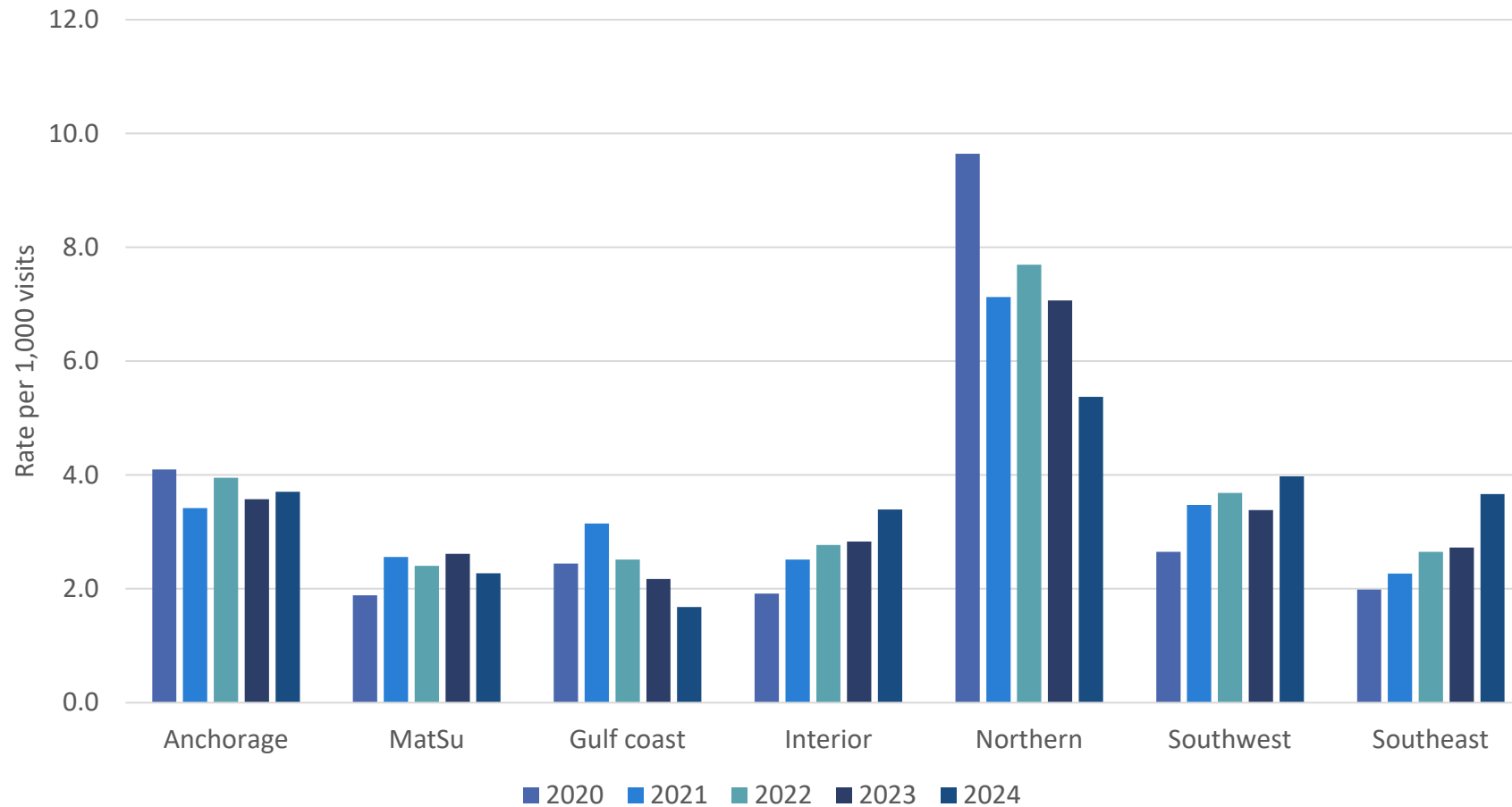
Rate of Suicide Attempt-Related ED visits per 1,000 ED visits by Gender, Alaska, 2020-June 2024



E.D. visits are non-fatal cases only; visits identified using mix of ICD-10 codes and keywords targeting suicide attempts (though other suicidal behaviors may also be included)

Data from Alaska's Syndromic Surveillance platform.

Rate of Suicide Attempt-Related ED visits per 1,000 ED visits by Region, Alaska, 2020-June 2024



E.D. visits are non-fatal cases only; visits identified using mix of ICD-10 codes and keywords targeting suicide attempts (though other suicidal behaviors may also be included)

Data from Alaska's Syndromic Surveillance platform.



Suicide Mortality Data Summaries

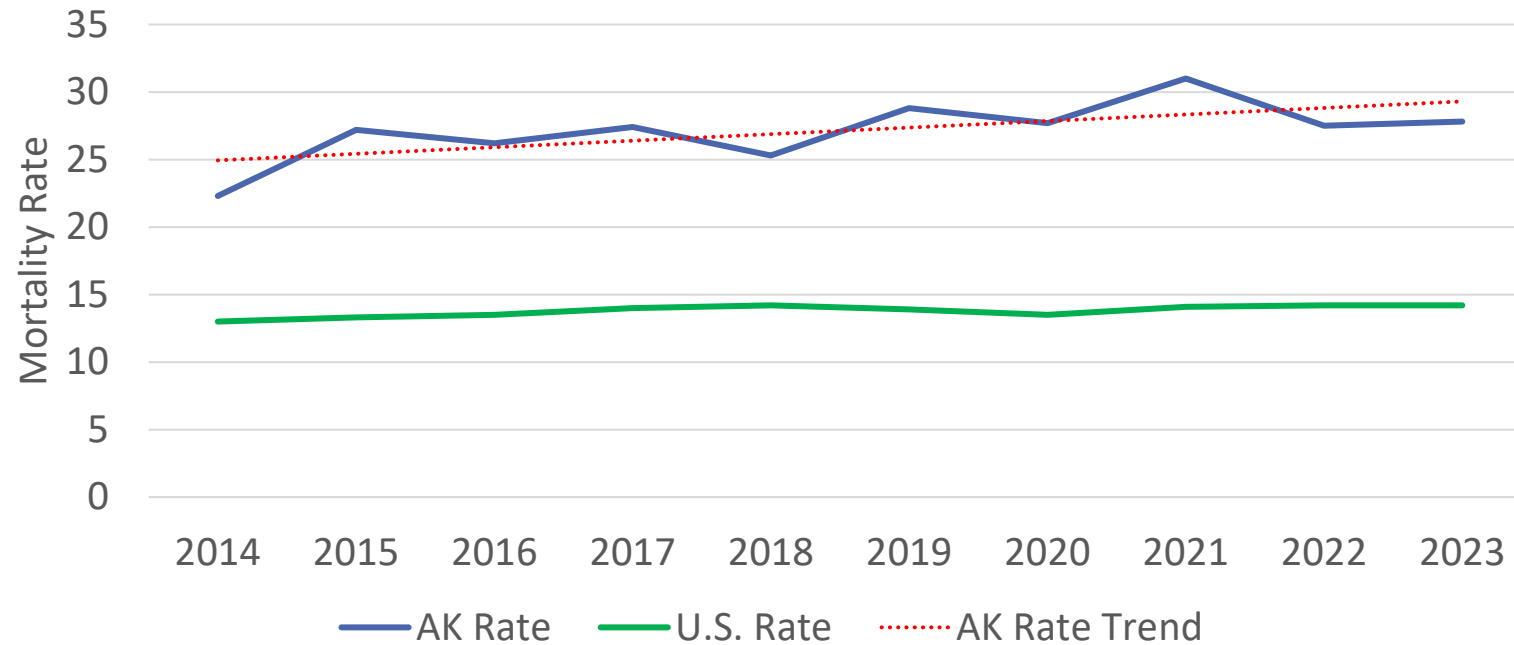


Alaska Suicide Mortality Data

- Data is from Alaska Vital Statistics 2023 Annual Report (prepared by the Health Analytics and Vital Records Section, Division of Public Health, Alaska Department of Health) and CDC WONDER database.
- Vital statistics are collected from a vital record database containing death, birth, fetal death, and other vital events, and uses U.S. standard certificate forms for data collection.

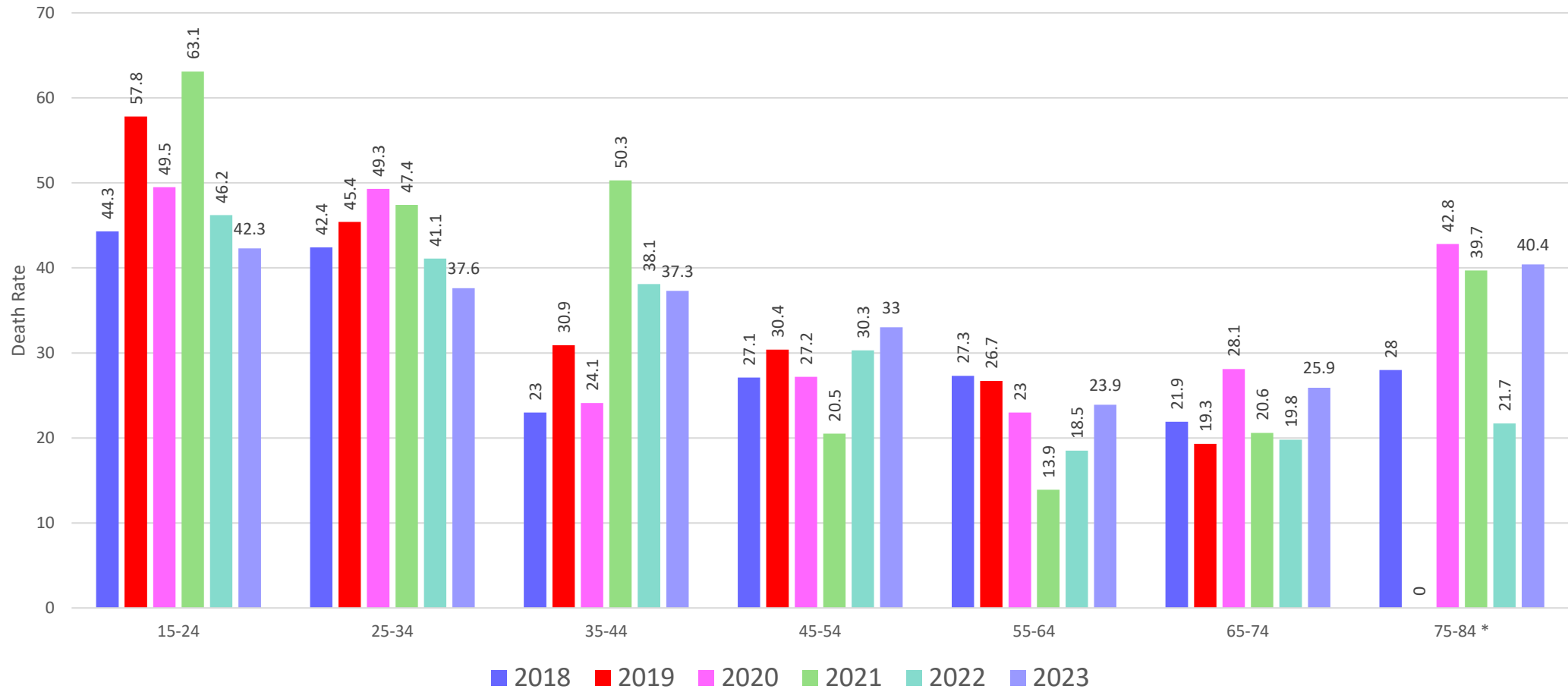


Age-Adjusted Suicide Rate in AK and USA (2014-2023)



All rates are events per 100,000, adjusted by year 2000 U.S. population level.
Data from Alaska Health Analytics and Vital Records and CDC WONDER.

Crude Suicide Death Rate by Age Group (2018-2023)



*Missing values are rates having <6 events, which are not reported.

Crude death rates are per 100,000.

Age categories shown may impact suicide death rates.

Data from Alaska Health Analytics and Vital Records 2023 report.



Alaska Crude Suicide Death Rate by Age Group (2018-2023)

	2018	2019	2020	2021	2022	2023
5-14	NR	NR	5.7	NR	NR	NR
15-24	44.3	57.8	49.5	63.1	46.2	42.3
25-34	42.4	45.4	49.3	47.4	41.1	37.6
35-44	23	30.9	24.1	50.3	38.1	37.3
45-54	27.1	30.4	27.2	20.5	30.3	33
55-64	27.3	26.7	23	13.9	18.5	23.9
65-74	21.9	19.3	28.1	20.6	19.8	25.9
75-84	28	NR	42.8	39.7	21.7	40.4
85+	NR	NR	0	NR	NR	NR

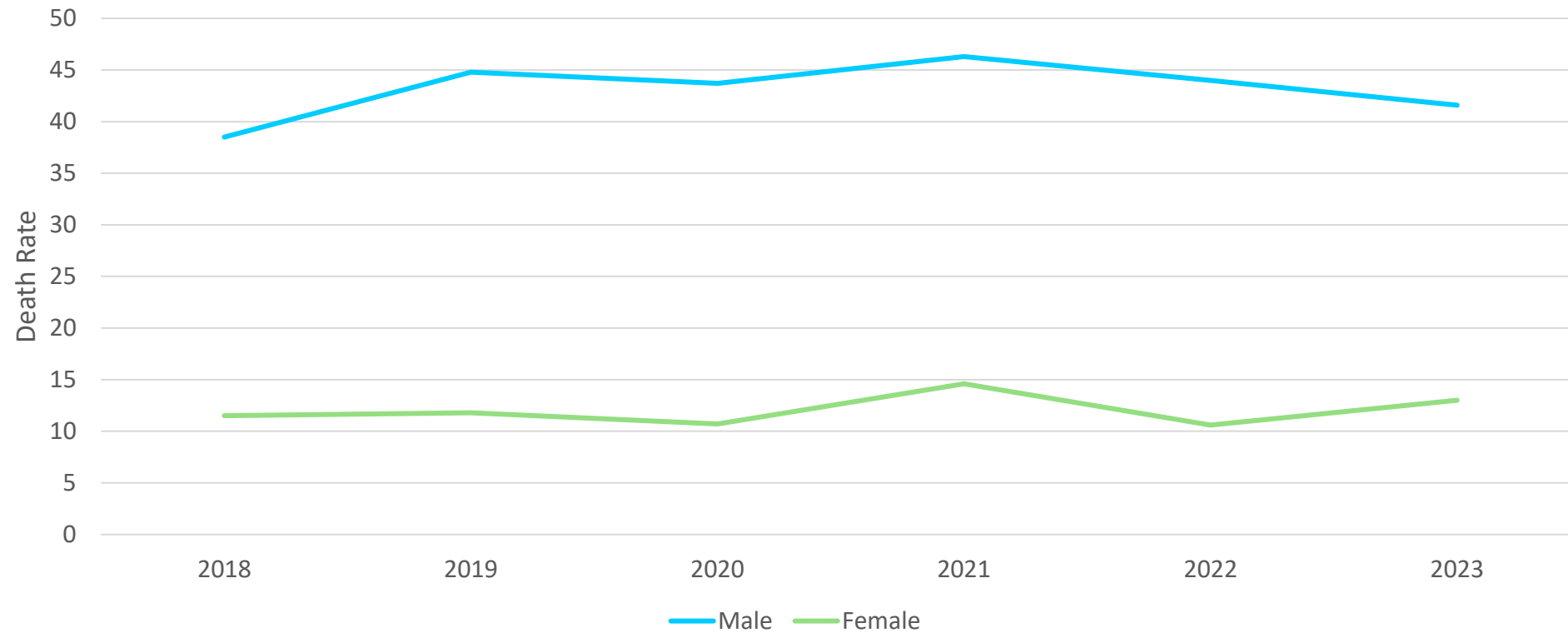
NR = Not Reported, as they are rates having <6 events.

All rates are events per 100,000, adjusted by year 2000 U.S. population level.

Data from Alaska Health Analytics and Vital Records 2023 report.



Age-Adjusted Suicide Rate by Gender (2018-2023)

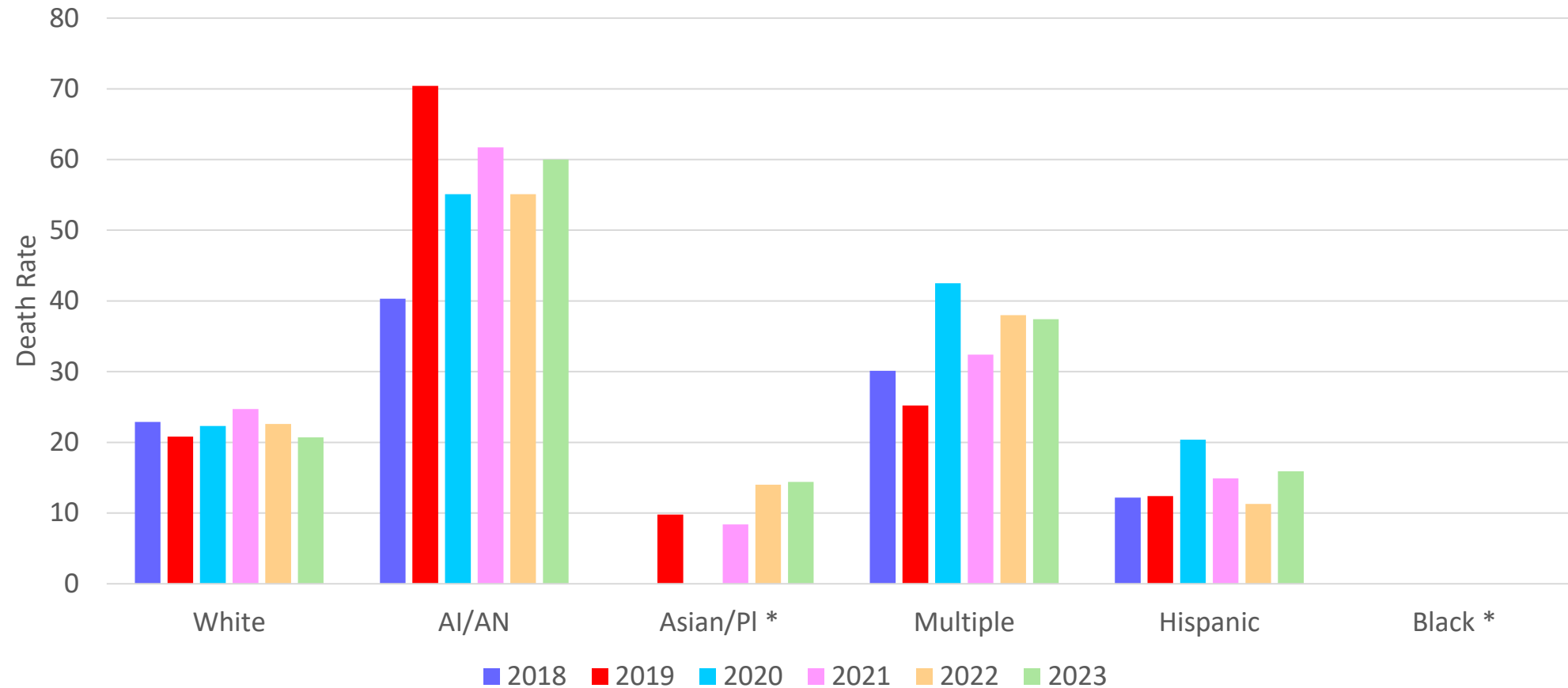


Gender	2018	2019	2020	2021	2022	2023
Male	38.5	44.8	43.7	46.3	44	41.6
Female	11.5	11.8	10.7	14.6	10.6	13

All rates are events per 100,000, adjusted by year 2000 U.S. population level.
Data from Alaska Health Analytics and Vital Records 2023 report.



Age-Adjusted Suicide Rate by Race/Ethnicity (2018-2023)



*Missing values are rates having <6 events, which are not reported.

Data table on next slide.

All rates are events per 100,000, adjusted by year 2000 U.S. population level

Data from Alaska Health Analytics and Vital Records 2023 report.



Age-Adjusted Suicide Rate by Race/Ethnicity (2018-2023)

	2018	2019	2020	2021	2022	2023
White	22.9	20.8	22.3	24.7	22.6	20.7
AI/AN	40.3	70.4	55.1	61.7	55.1	60
Asian/PI	NR	9.8	NR	8.4	14	14.4
Multiple	30.1	25.2	42.5	32.4	38	37.4
Hispanic	12.2	12.4	20.4	14.9	11.3	15.9
Black	NR	NR	NR	NR	NR	NR

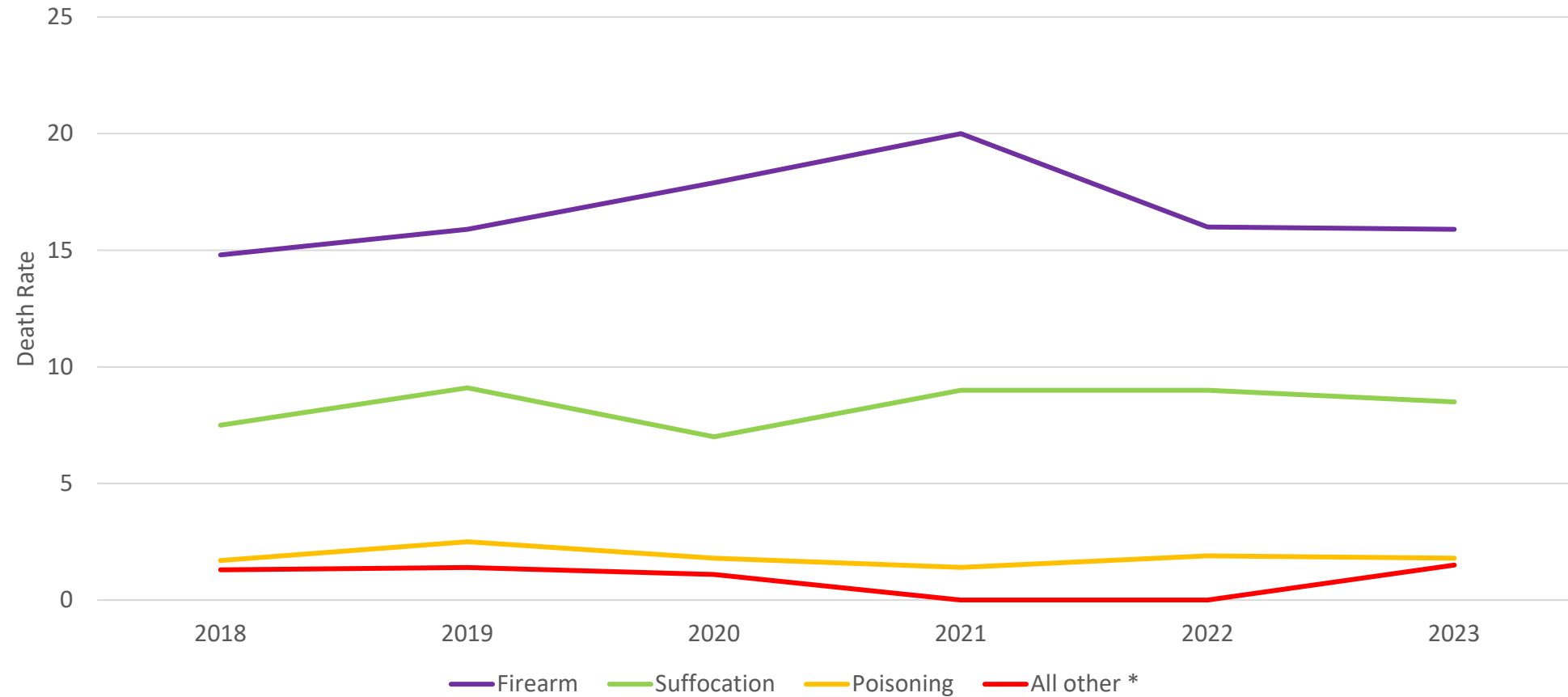
NR = Not Reported, as they are rates having <6 events.

All rates are events per 100,000, adjusted by year 2000 U.S. population level

Data from Alaska Health Analytics and Vital Records 2023 report.



Age-Adjusted Suicide Rate by Means of Suicide (2018-2023)



*Missing values are rates having <6 events, which are not reported.

Data is reported according to ICD-10 groupings: Firearm (X72-X74), Suffocation (X70), Poisoning (X60-X69), Other-Residual (X71-X71X, X75-X84X, Y870) .

All rates are events per 100,000, adjusted by year 2000 U.S. population level.

Data from Alaska Health Analytics and Vital Records 2023 report.



Age-Adjusted Suicide Rate by Means of Suicide (2018-2023)

	Firearm	Suffocation	Poisoning	All other
2018	14.8	7.5	1.7	1.3
2019	15.9	9.1	2.5	1.4
2020	17.9	7	1.8	1.1
2021	20	9	1.4	NR
2022	16	9	1.9	NR
2023	15.9	8.5	1.8	1.5

NR = Not Reported, as they are rates having <6 events.

Data is reported according to ICD-10 groupings: Firearm (X72-X74), Suffocation (X70), Poisoning (X60-X69), Other-Residual (X71-X71X, X75-X84X, Y870) .

All rates are events per 100,000, adjusted by year 2000 U.S. population level.

Data from Alaska Health Analytics and Vital Records 2023 report.



Age-Adjusted Suicide Rate by Alaska Residence (2018-2023)

	2018	2019	2020	2021	2022	2023
Anchorage	18.8	23.2	23	20.2	18.1	23.6
Gulf Coast	32.3	24.9	25.1	25.9	31.5	16.6
Interior	29.2	35.3	23.4	38.4	31.7	34.3
Mat-Su	20.5	22.8	31	33.1	27.8	18.7
Northern	49.8	61.1	64.1	66.0	84.4	42.6
Southeast	25.8	12.2	13.2	19.7	18.6	31.9
Southwest	31.3	73.3	64	72.3	44.5	62.2

NR = Not Reported, as they are rates having <6 events.

All rates are events per 100,000, adjusted by year 2000 U.S. population level

Data from Alaska Health Analytics and Vital Records 2023 report.



Crisis Contact Center Data Summaries

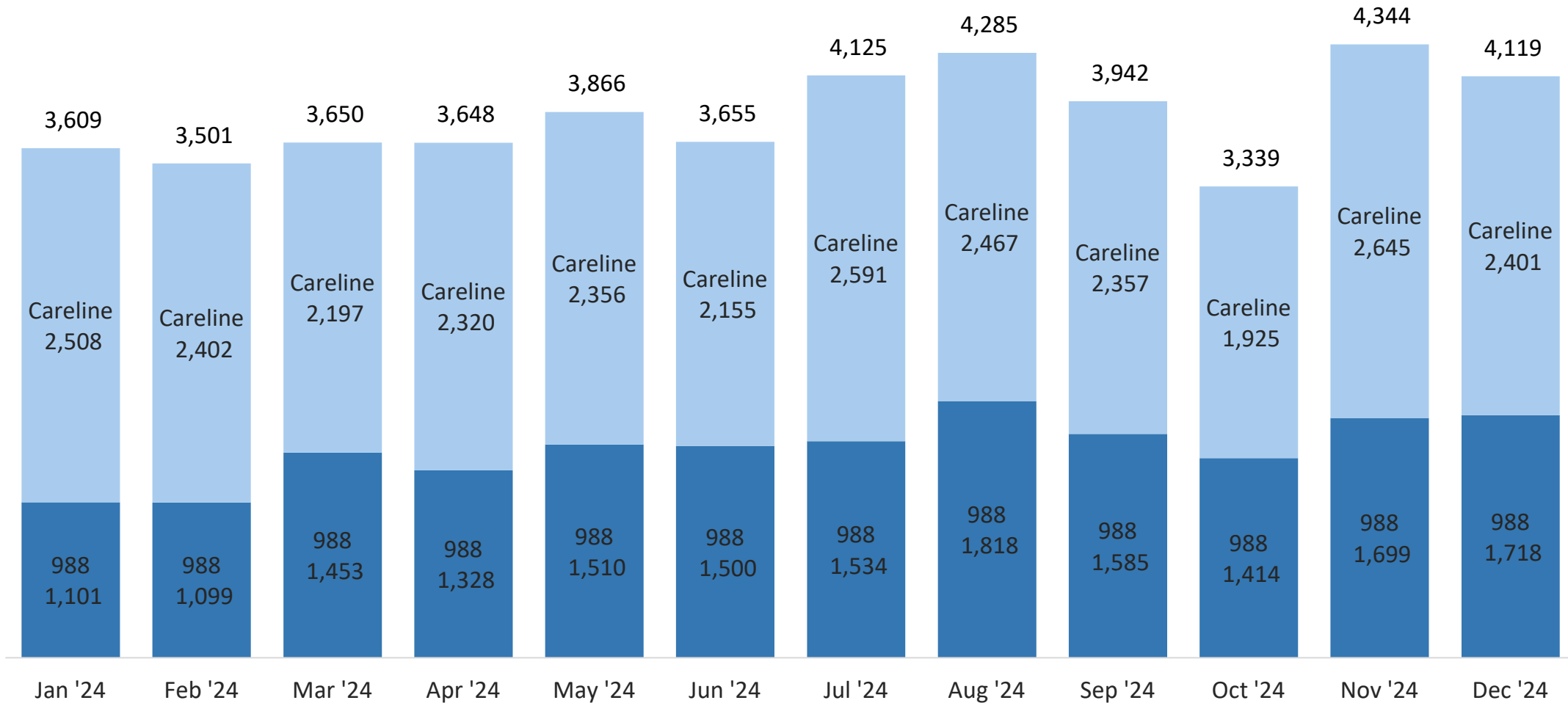


Crisis Contact Center Data

- [Careline Crisis Services, Inc](#) is Alaska's crisis contact center, with locations in Fairbanks and Wasilla.
- Careline's crisis counselors answer calls to their direct line (877-266-4357) and calls/texts/chats routed from 988.
- Data is collected from Careline's Quarterly Data reports.
- Demographic information is based on caller voluntarily providing information themselves (and is never required to be reported by any caller).

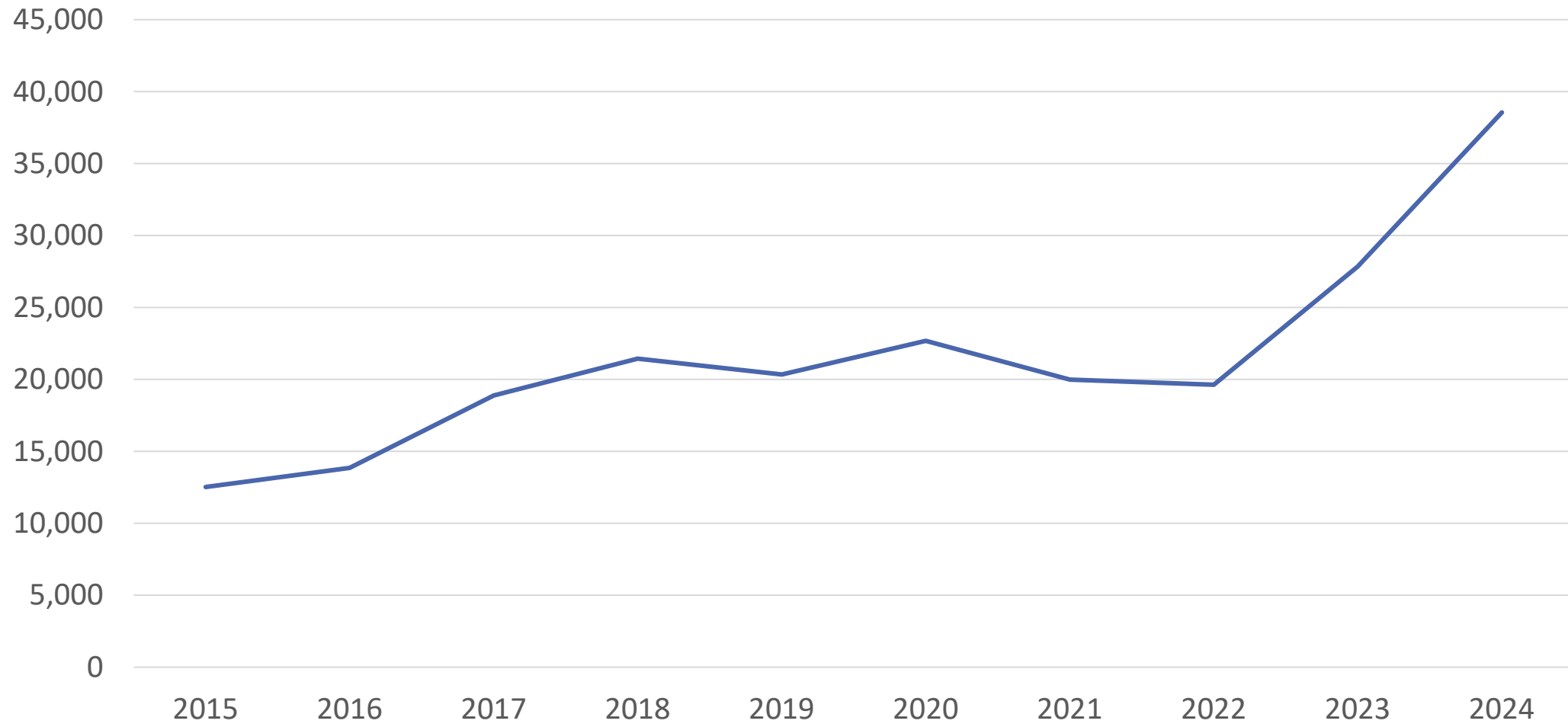


Total Calls Routed to Careline in 2024



Note: there are data discrepancies between Careline and Vibrant (national) reports. This issue was addressed and is tentatively resolved as of early November 2024. (slide by Agnew::Beck)

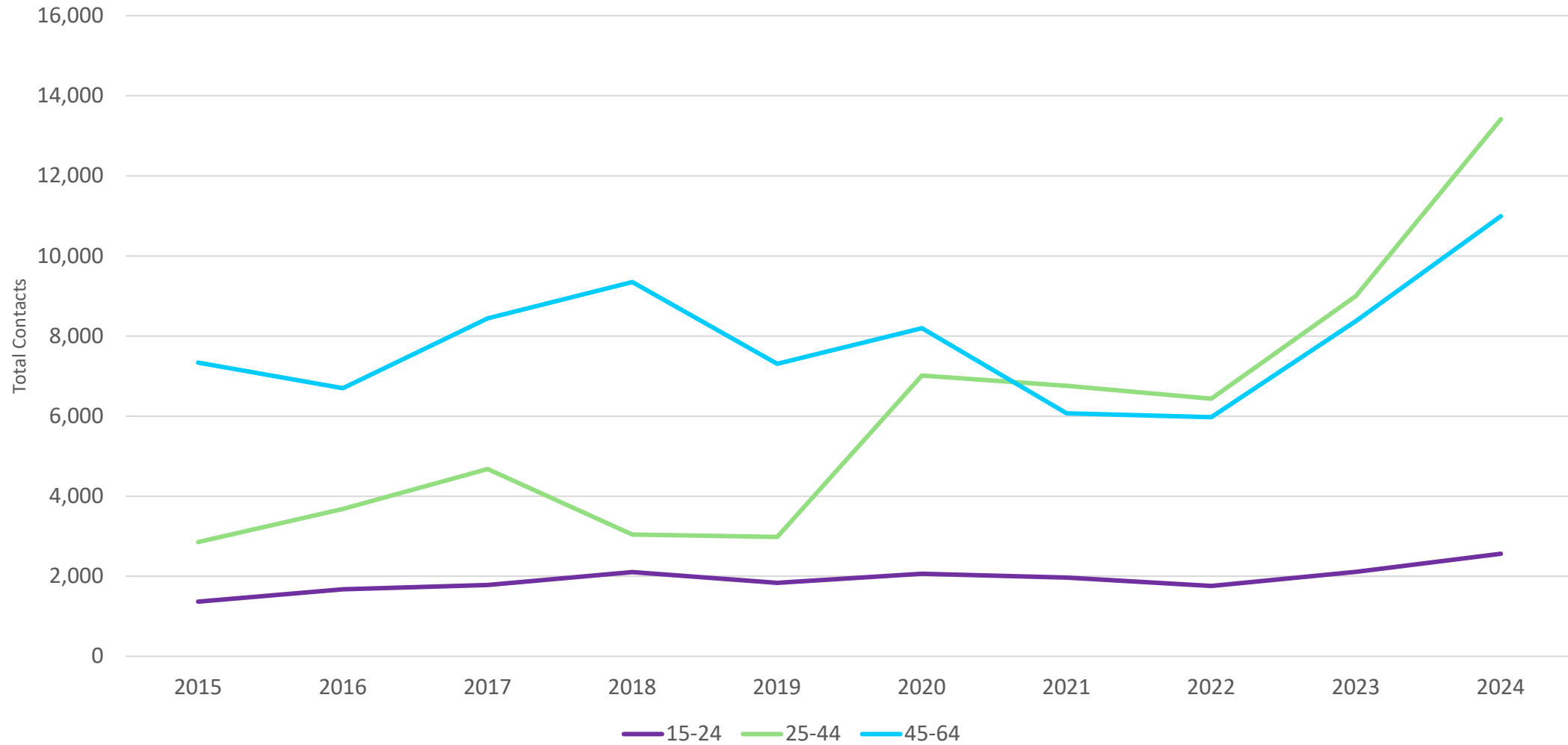
Yearly Careline Contacts 2015-2024



Data provided by Alaska Careline



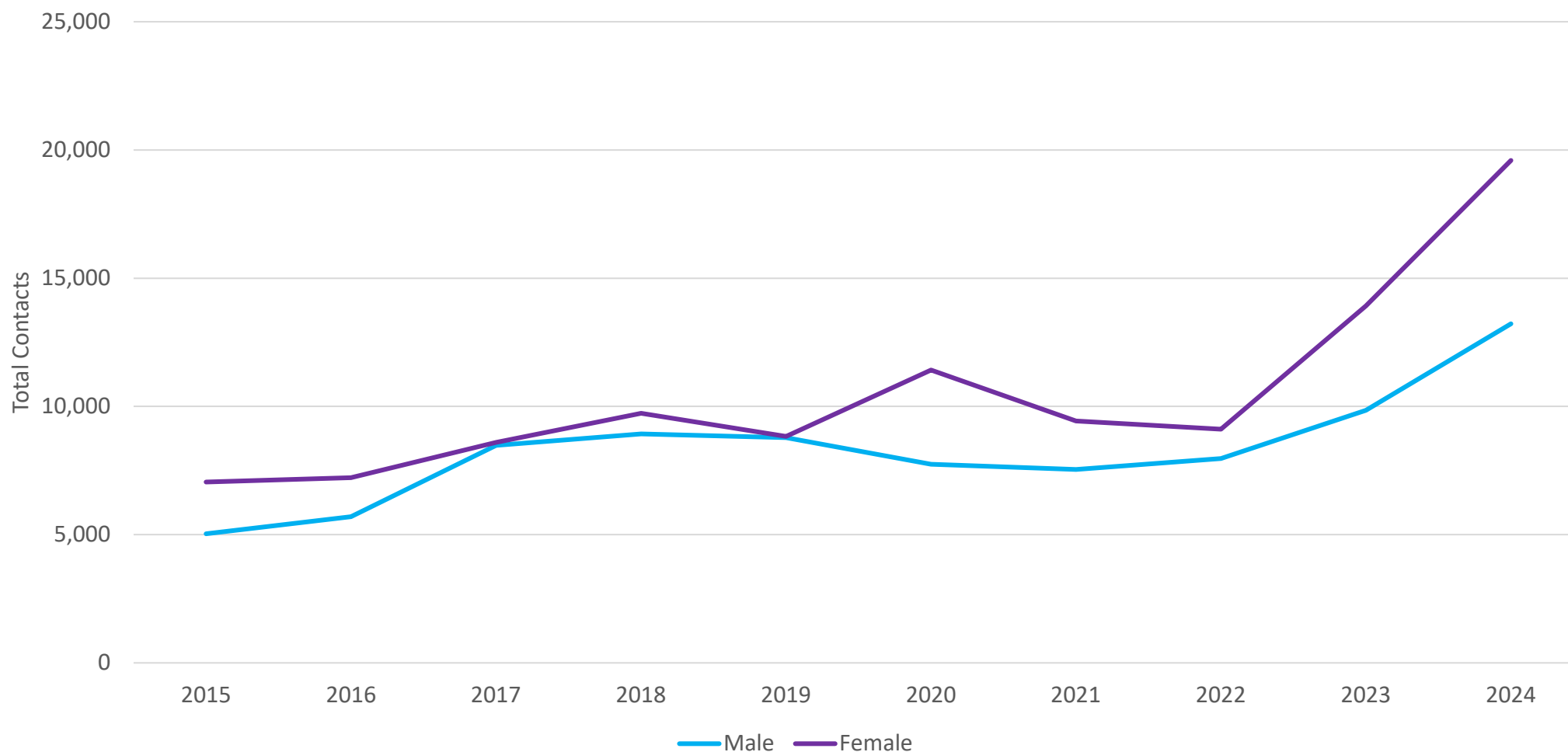
Yearly Careline Contacts by Aggregated Age Groups* 2015-2024



*More detailed age group data not available.
Data provided by Alaska Careline



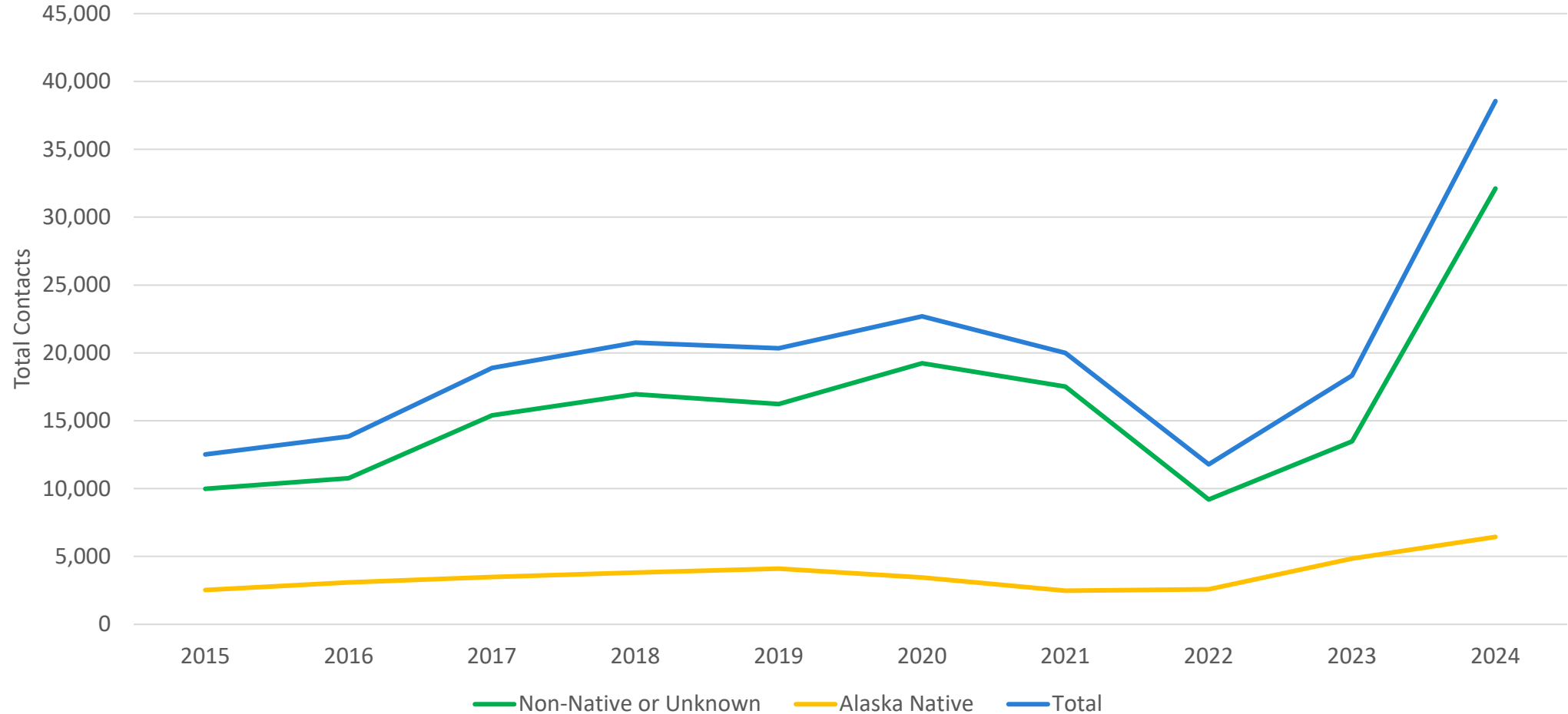
Yearly Careline Contacts Answered by Gender* 2015-2024



*Other gender data not available.
Data provided by Alaska Careline



Yearly Careline Contacts Answered by Race* 2015-2024

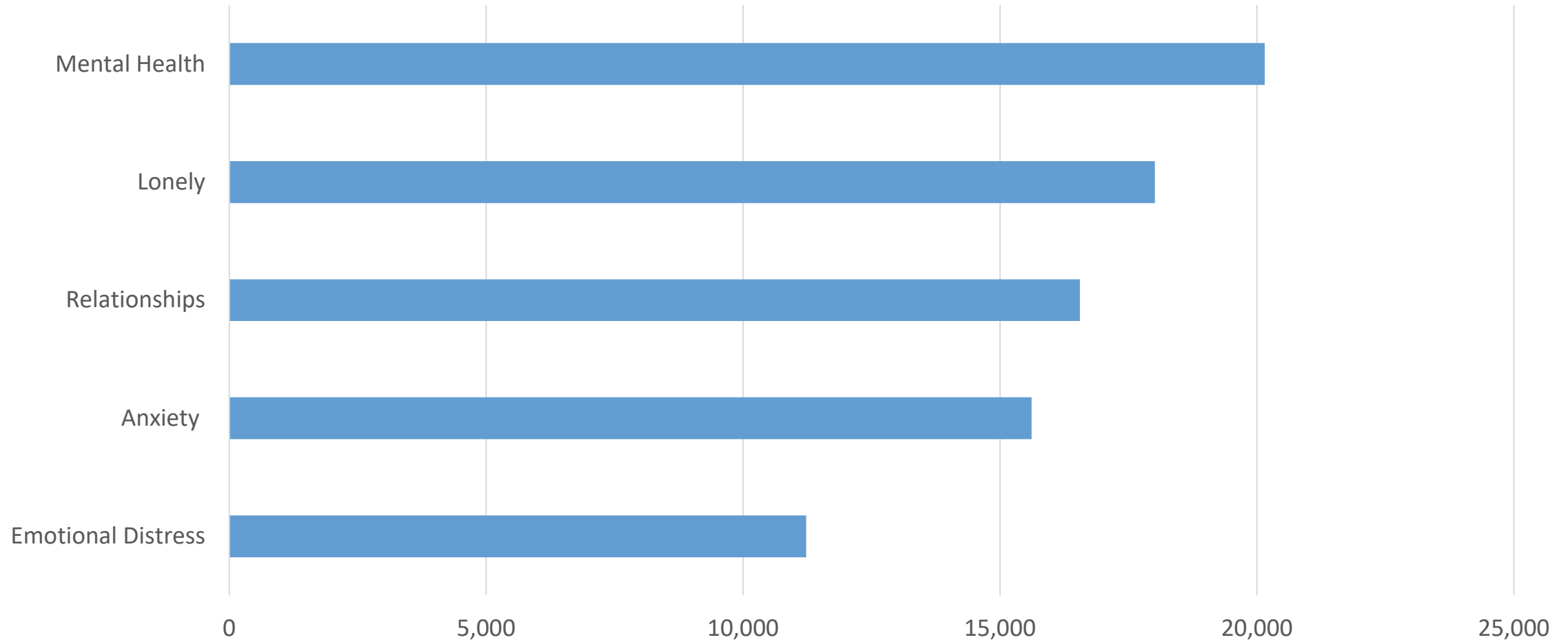


*Race is self-reported by callers; additional race data not available.

Data provided by Alaska Careline



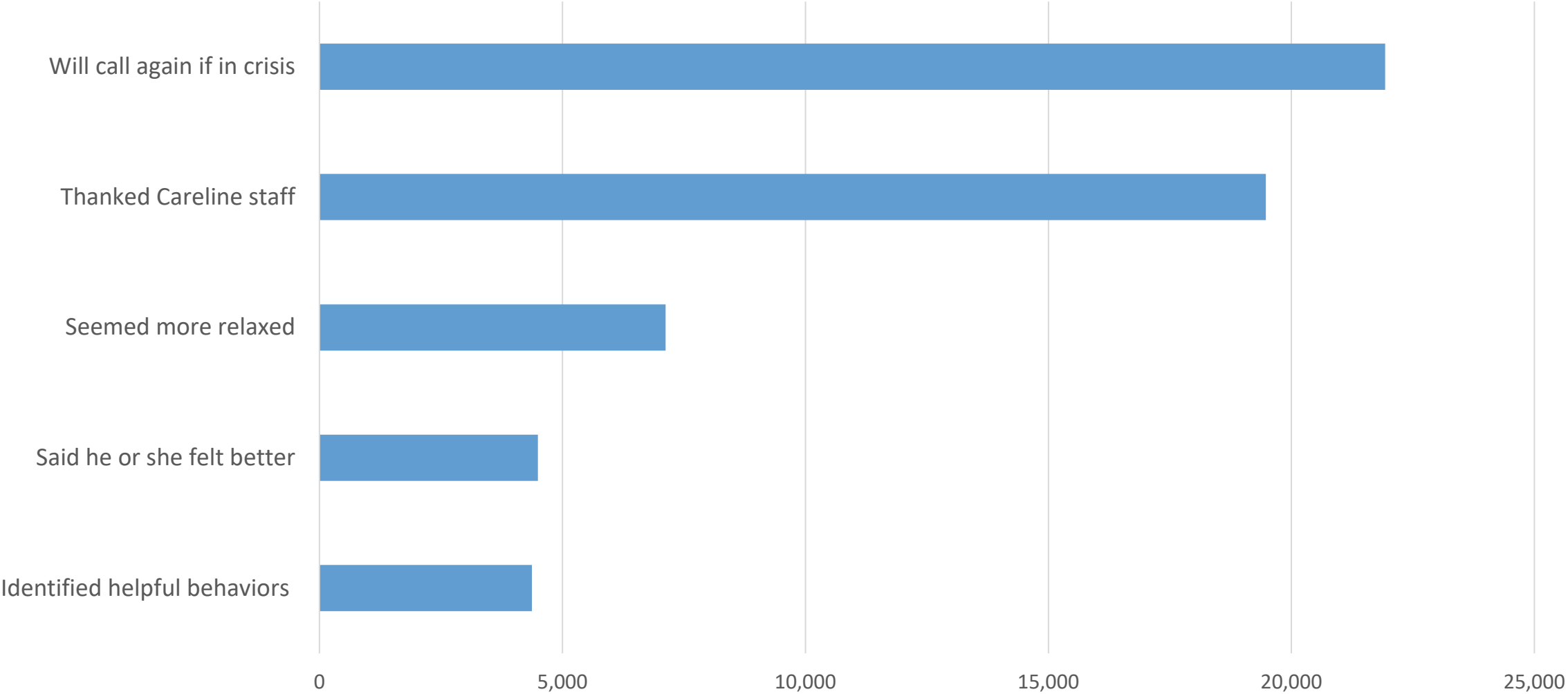
Top 5 Presenting Issues for All Contacts 2024



***Not an unduplicated count;** includes repeat callers
Data provided by Alaska Careline



Top 5 Outcomes for All Contacts 2024



***Not an unduplicated count;** includes repeat callers
Data provided by Alaska Careline



Less than 1% of calls to Careline require 911 dispatch

Rate of dispatch for Alaska Crisis Center Calls = 0.89%

Calls requiring 911 Dispatch (2024)	Count
For suicide risk with caller consent	118
For suicide risk without caller consent	111
For third party suicide risk	15
Unrelated to suicide risk	44
Total	288

Data provided by Alaska Careline



For questions on these data summaries, please email sheli.delaney@alaska.gov or anneliese.hudson@alaska.gov

For more resources, please refer to 2023 Alaska Vital Statistics Report, Alaska Health Analytics and Vital Records dashboard, CDC WONDER, and Alaska Careline at the following links:

- https://health.alaska.gov/dph/VitalStats/Documents/PDFs/2023_AlaskaVitalStats_AR.pdf
- <https://public.tableau.com/app/profile/alaska.health.analytics.and.vital.records/viz/shared/DSG23S7G3>
- <https://wonder.cdc.gov/>
- <https://carelinealaska.com/>

