










Hack's Impairment Index (HII Score)

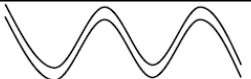
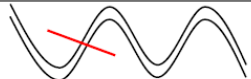
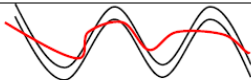
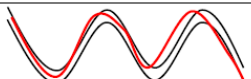
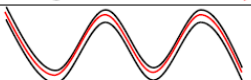
Time	0)	1)	2)	3)	4)
Gross Motor Function					
Unable to cooperate; cannot sit up	4	4	4	4	4
Can sit up, but unsteady	3	3	3	3	3
Can sit up steadily	2	2	2	2	2
Can stand and walk, but unsteady	1	1	1	1	1
Can stand and walk steadily	0	0	0	0	0
Mentation and Speech					
Unable to cooperate; unintelligible speech/moans	4	4	4	4	4
Slurred speech; does not make sense	3	3	3	3	3
Slurred speech; answers some questions	2	2	2	2	2
Imperfect speech; answers most questions	1	1	1	1	1
Baseline speech; lucid and appropriate	0	0	0	0	0
Tracing Curve					
Unable to participate	4	4	4	4	4
Makes mark on paper	3	3	3	3	3
Traces mostly outside of line	2	2	2	2	2
Traces mostly inside lines	1	1	1	1	1
Traces curve perfectly	0	0	0	0	0
Nystagmus					
Unable to participate	4	4	4	4	4
Profound nystagmus/can't follow finger with eyes	3	3	3	3	3
Moderate nystagmus/follows finger for short distance only	2	2	2	2	2
Minimal nystagmus/follows finger with eyes whole time	1	1	1	1	1
No nystagmus/follows finger with eyes whole time	0	0	0	0	0
Finger to Nose					
Unable to participate	4	4	4	4	4
Grossly unsteady/misses targets	3	3	3	3	3
Unsteady and inaccurate/barely touches targets	2	2	2	2	2
Steady/touches targets, but inaccurate	1	1	1	1	1
Steady/accurately touches targets	0	0	0	0	0
Total Score					
Health Care Provider Initials					

Scoring Reference

Gross Motor Function






Unable to cooperate; cannot sit up	 	4
Can sit up, but is unsteady	 	3
Can sit up and is steady, but cannot stand	 	2
Can stand or walk, but is unsteady	 	1
Can stand and walk and is steady		0

Tracing Curve






Unable to participate		4
Makes mark on paper		3
Traces mostly out side of line		2
Traces mostly inside lines		1
Traces curve perfectly		0

Scoring Reference

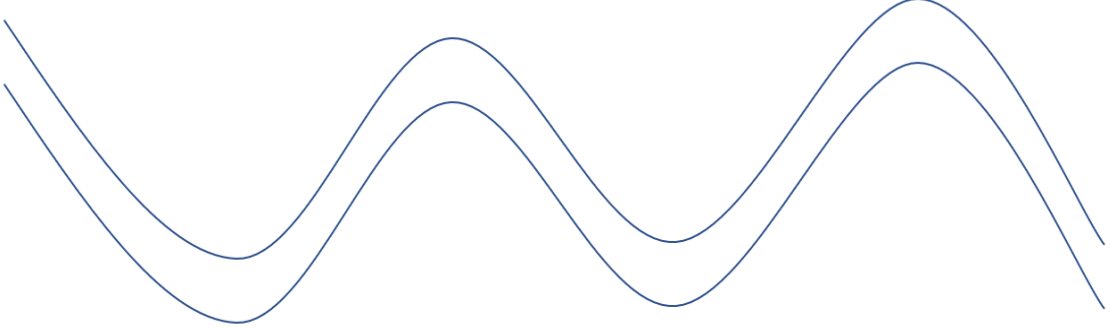
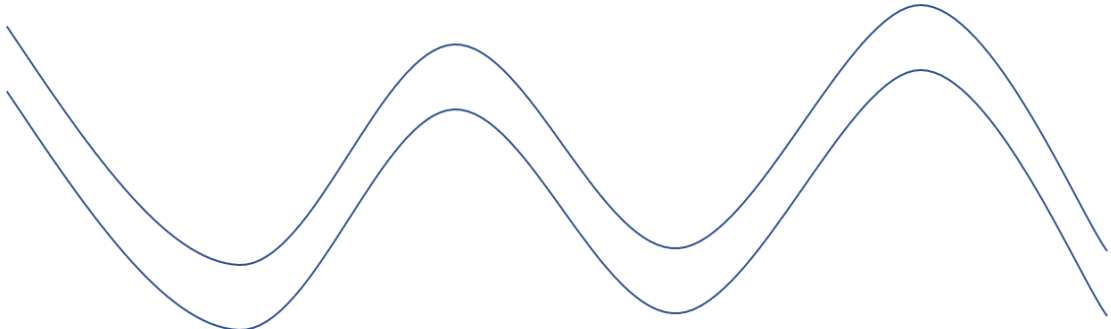
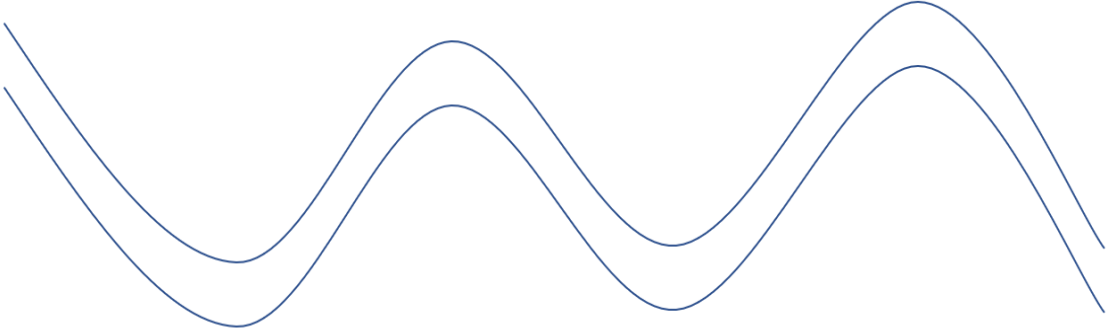

Nystagmus

Unable to participate		4
Profound nystagmus; unable to follow finger with eyes		3
Moderate nystagmus; only follows finger with eyes for short distance		2
Minimal nystagmus; follows finger with eyes whole time		1
No nystagmus; Follows finger with eyes whole time		0

Finger to Nose

Unable to participate		4
Grossly unsteady; Misses finger to target		3
Unsteady; Inaccurate/barely touches target		2
Steady; Inaccurate but touches target		1
Steady; Accurate finger to target		0

Scoring Reference

Tracing Curve Outline	Time
 A set of two blue wavy lines for tracing. The top line is a smooth, continuous wave with three peaks and two valleys. The bottom line is a similar wave, slightly offset downwards and to the left, serving as a guide.	
 A set of two blue wavy lines for tracing, identical in shape to the first set.	
 A set of two blue wavy lines for tracing, identical in shape to the first set.	
 A set of two blue wavy lines for tracing, identical in shape to the first set.	