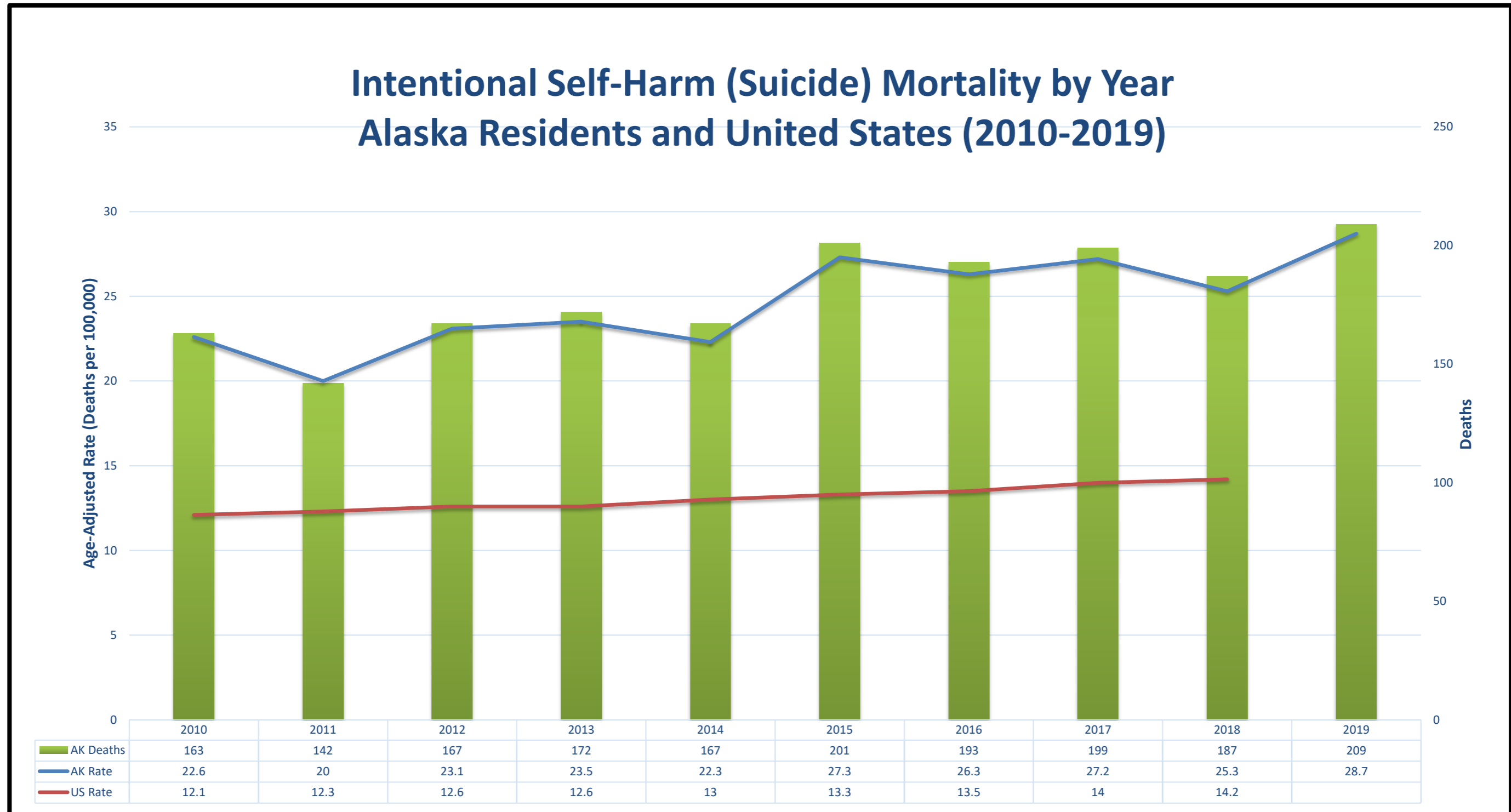


Year	2010	2011	2012	2013	2014	2015	2016	2017	2018	2019
AK Rate	22.6	20	23.1	23.5	22.3	27.3	26.3	27.2	25.3	28.7
AK Deaths	163	142	167	172	167	201	193	199	187	209
US Rate	12.1	12.3	12.6	12.6	13	13.3	13.5	14	14.2	

Rates are age-adjusted per 100,000 population.

Source: AK Data: Alaska Health Analytics and Vital Records Section US Data: CDC/National Center for Health Statistics/Vital Statistics Cooperative Program

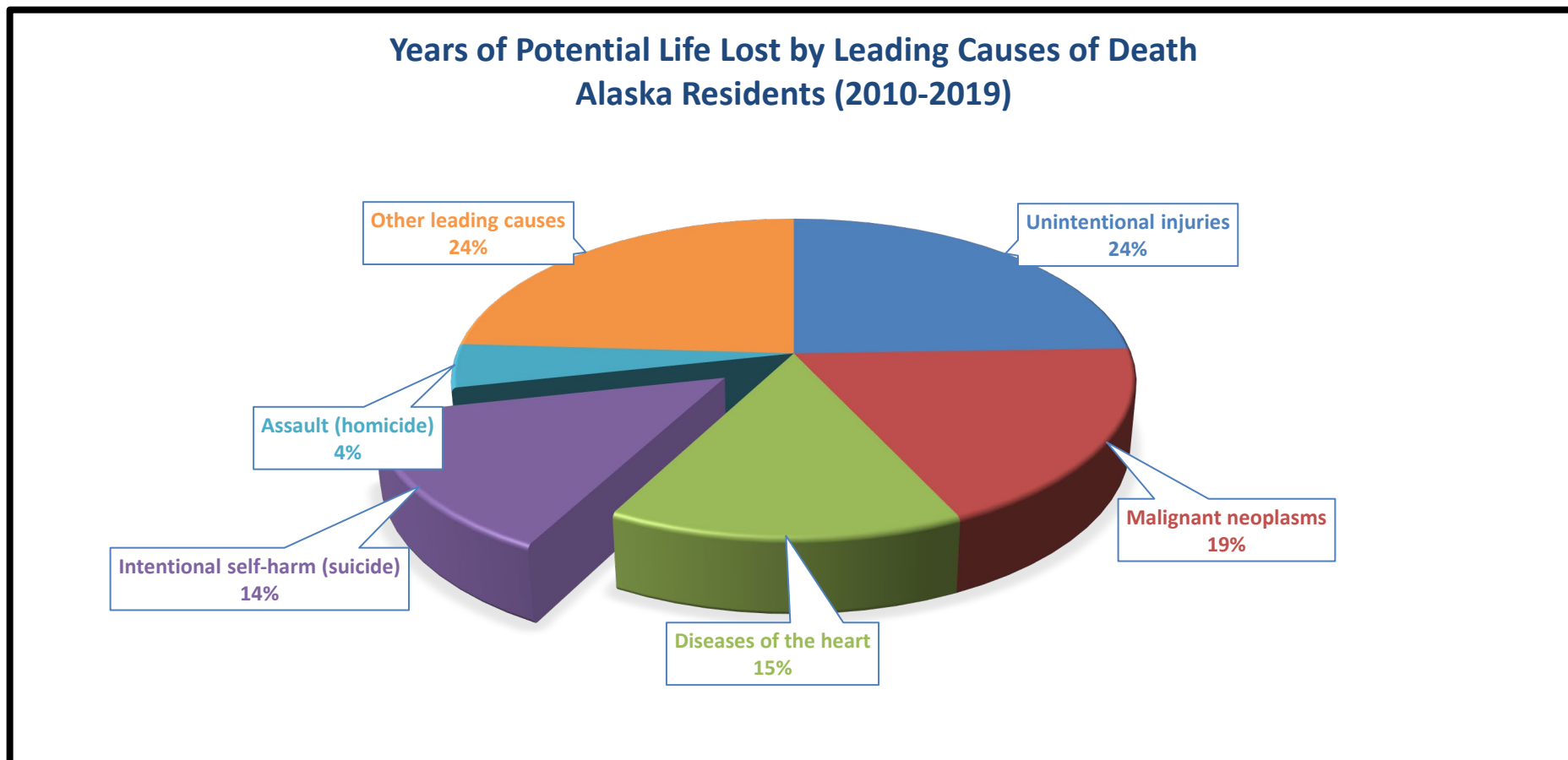
Last updated: September 10, 2020



Top 5 Leading Causes of Death	YPLL	%
Unintentional injuries	116,121	24%
Malignant neoplasms	88,102	19%
Diseases of the heart	69,466	15%
Intentional self-harm (suicide)	65,977	14%
Assault (homicide)	20,881	4%
Other leading causes	114,037	24%
	474,584	100%

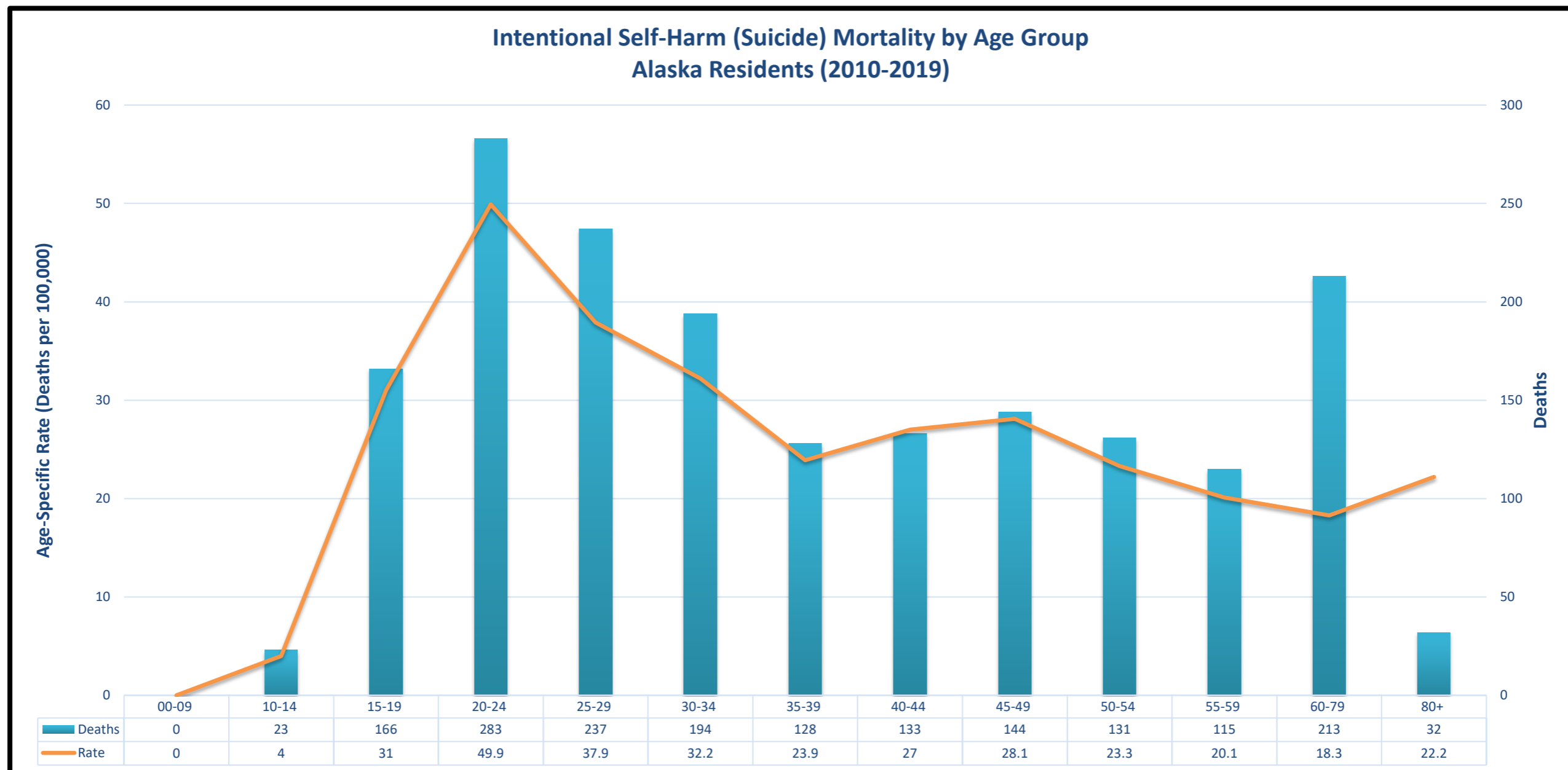
Source: Alaska Health Analytics and Vital Records Section

Last updated: September 10, 2020



Age Group	Rate	Deaths
00-09	0	0
10-14	4	23
15-19	31	166
20-24	49.9	283
25-29	37.9	237
30-34	32.2	194
35-39	23.9	128
40-44	27	133
45-49	28.1	144
50-54	23.3	131
55-59	20.1	115
60-79	18.3	213
80+	22.2	32

Rates are age-adjusted per 100,000 population.
 Source: Alaska Health Analytics and Vital Records Section
 Last updated: September 10, 2020



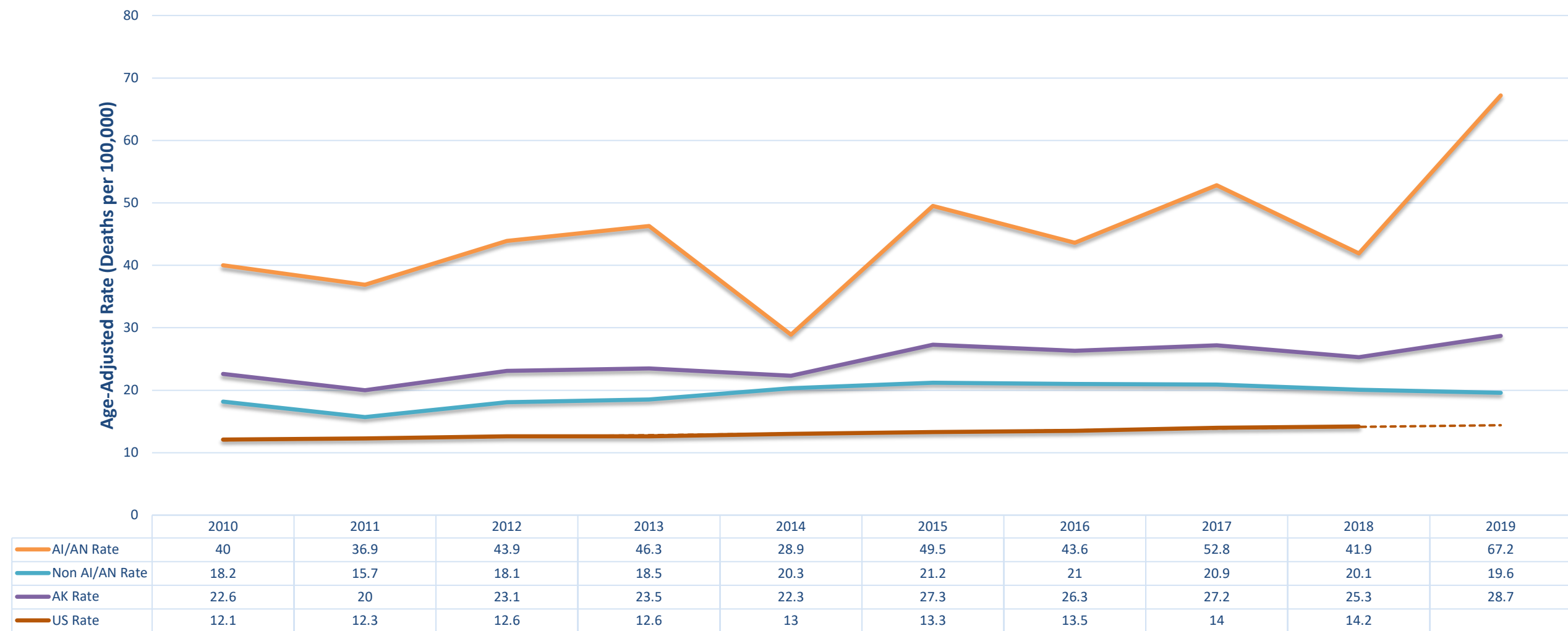
Year	2010	2011	2012	2013	2014	2015	2016	2017	2018	2019
AI/AN Rate	40	36.9	43.9	46.3	28.9	49.5	43.6	52.8	41.9	67.2
Non AI/AN Rate	18.2	15.7	18.1	18.5	20.3	21.2	21	20.9	20.1	19.6
AK Rate	22.6	20	23.1	23.5	22.3	27.3	26.3	27.2	25.3	28.7
US Rate	12.1	12.3	12.6	12.6	13	13.3	13.5	14	14.2	

Rates are age-adjusted per 100,000 population.

Source: AK Data: Alaska Health Analytics and Vital Records Section US Data: CDC/National Center for Health Statistics/Vital Statistics Cooperative Program

Last updated: September 10, 2020

**Intentional Self-Harm (Suicide) Mortality by Year and Race
Alaska Residents and United States (2010-2019)**

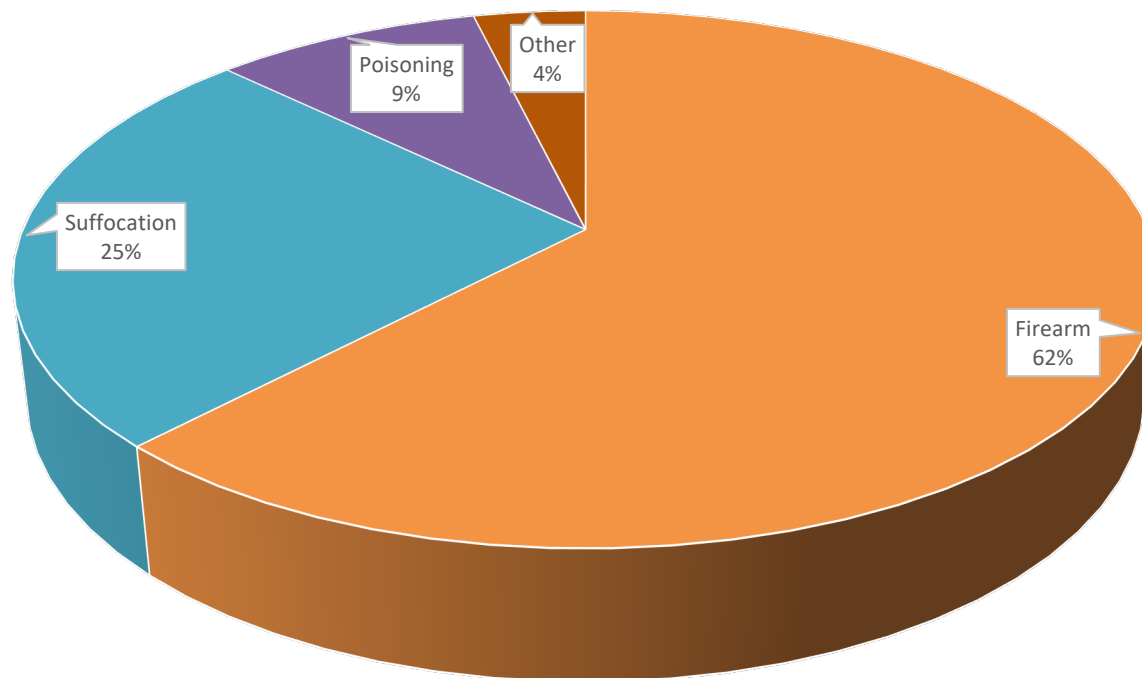


Cause	Method	%
Firearm	1,118	62%
Suffocation	452	25%
Poisoning	162	9%
Other	68	4%
	1,800	100%

Source: Alaska Health Analytics and Vital Records Section

Last updated: September 10, 2020

Intentional Self-Harm (Suicide) Deaths by Method Alaska Residents (2010-2019)

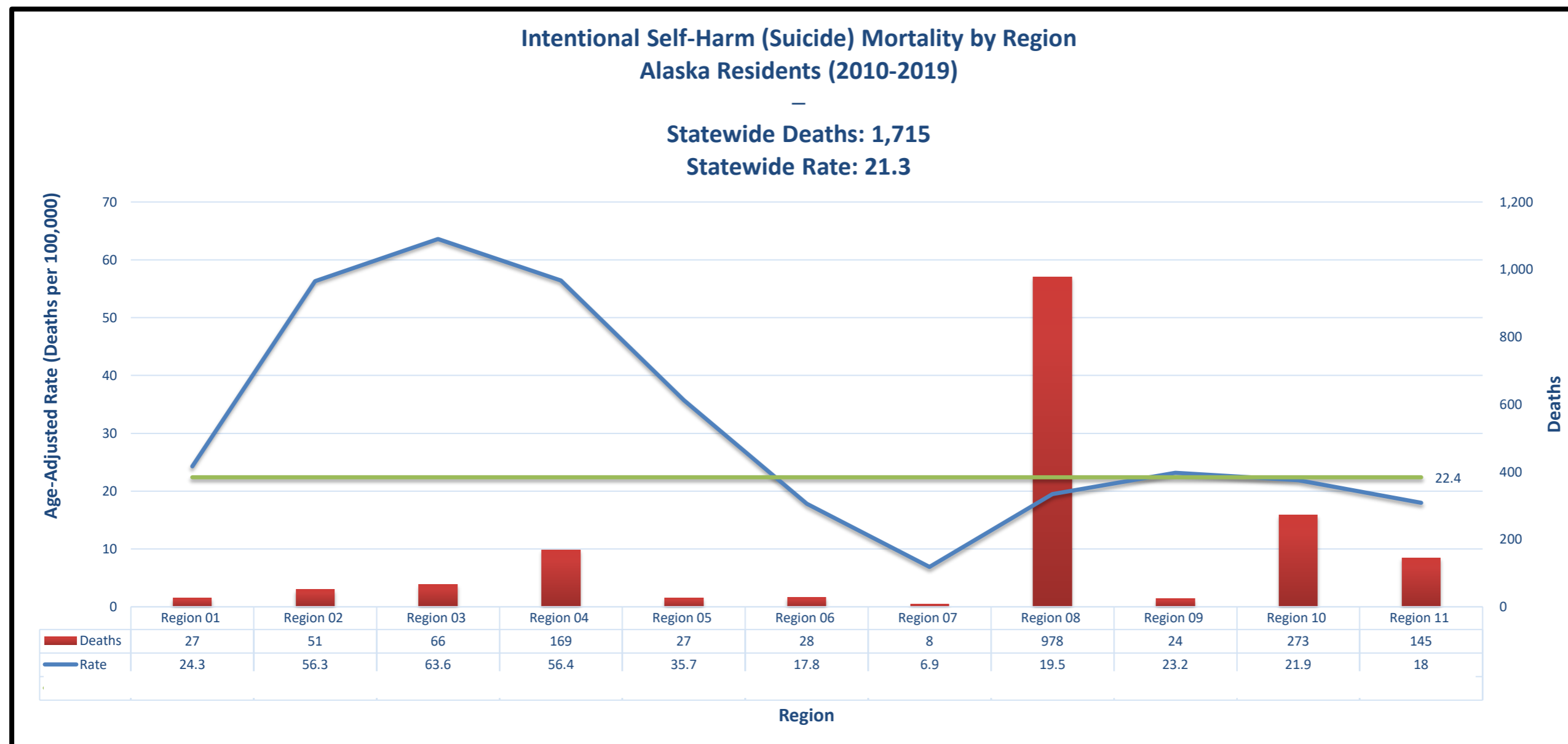


Region	Rate	Deaths	AK Rate	Region Names
Region 01	24.3	27	22.4	North Slope Borough
Region 02	56.3	51	22.4	Northwest Arctic Borough
Region 03	63.6	66	22.4	Nome
Region 04	56.4	169	22.4	Wade Hampton, Bethel
Region 05	35.7	27	22.4	Dillingham, Bristol Bay Borough, Lake and Peninsula
Region 06	17.8	28	22.4	Kodiak Island Borough
Region 07	6.9	8	22.4	Aleutians East Borough, Aleutians West
Region 08	19.5	978	22.4	Matanuska-Susitna Borough, Municipality of Anchorage, Kenai Peninsula Borough
Region 09	23.2	24	22.4	Valdez-Cordova
Region 10	21.9	273	22.4	Yukon-Koyukuk, Fairbanks North Star Borough, Southeast Fairbanks, Denali Borough
Region 11	18	145	22.4	Haines Borough, Juneau Borough, Ketchikan Gateway Borough, Sitka Borough, Wrangell-Petersburg, Prince of Wales-Outer Ketchikan, Skagway-Hoonah-Angoon, Yakutat Borough
Statewide	22.4	1,800	22.4	

Rates are age-adjusted per 100,000 population.

Source: Alaska Health Analytics and Vital Records Section

Last updated: September 10, 2020



Sex	Suicides	Suicide Rate
Female	372	9.4
Male	1,428	34.6

Source: Alaska Health Analytics and Vital Records Section

Last updated: September 10, 2020

