



# 2013 Alaska Behavioral Risk Factor Surveillance System

## Adverse Childhood Experiences of Alaskan Adults

Advisory Board on Alcoholism  
and Drug Abuse



Alaska Mental Health Board



# What is the BRFSS

- **The Behavioral Risk Factor Surveillance System** marks its 30<sup>th</sup> year in 2013 and remains the gold standard of behavioral surveillance. Currently data are collected monthly in all 50 states, the District of Columbia, American Samoa, Palau, Puerto Rico, the U.S. Virgin Islands, and Guam.
- More than 500,000 interviews were conducted in 2011, making the BRFSS the largest telephone survey in the world.

[http://www.cdc.gov/brfss/about/about\\_brfss.htm](http://www.cdc.gov/brfss/about/about_brfss.htm)

Advisory Board on Alcoholism  
and Drug Abuse



Alaska Mental Health Board



# What are Adverse Childhood Experiences (ACEs)

## Abuse

1. Physical
2. Sexual
3. Verbal/Emotional

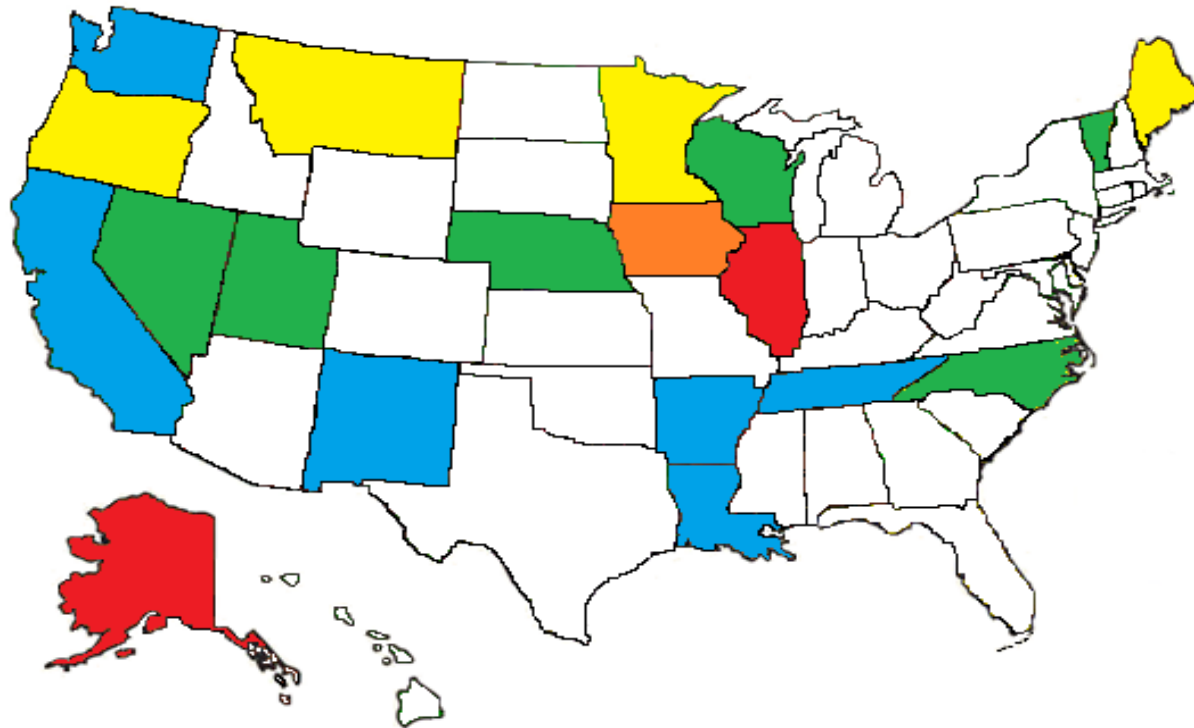
## Household Dysfunction

4. Mental Illness in the Household
5. Substance Abuse in the Household
6. Witnessing Domestic Violence
7. Separation/Divorce
8. Household Member in Prison

## Neglect (Note these questions were not asked in the 2013 BRFSS)

9. Physical
10. Emotional

## States with ACE Studies Through the BRFSS






# ACE Score Calculation

## The ACE Score

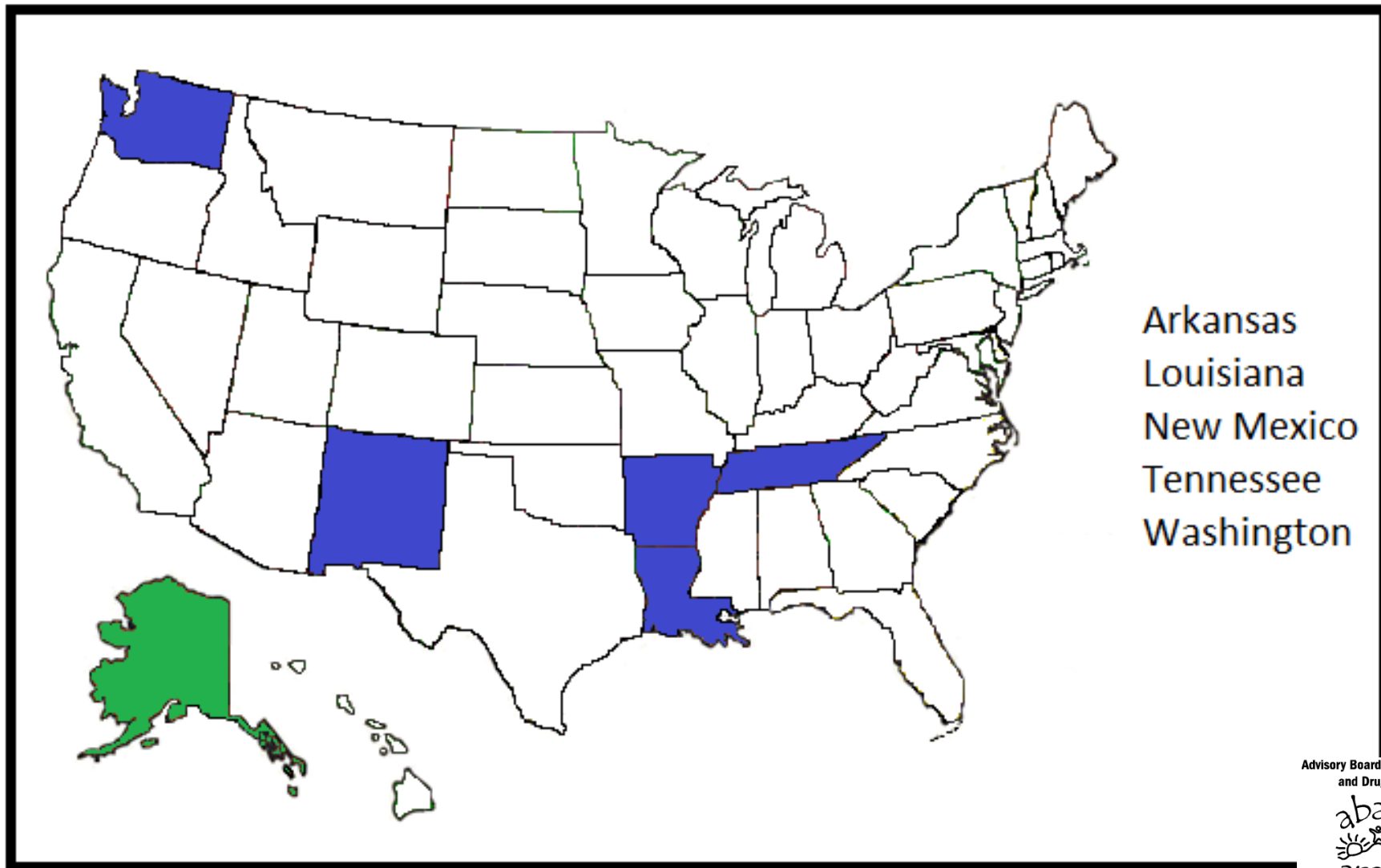
- The ACE Study used a scoring method to determine the “dose” of each study participant’s exposure to childhood trauma. Experiencing one category of ACE, qualifies as one ACE.
- When the points are added up, the **ACE Score** is determined.
- **An ACE Score of zero** would mean that a person reported **no exposure** to any of the categories of trauma listed as ACE.
- **An ACE Score of 8** would mean that a person reported **exposure to all of the categories of trauma** from the list.



# 2013 Alaska BRFSS

ACE SCORE 	0	1	2	3	4	5+
All Alaskan Adults	35.6%	22.3%	14.7%	10.1%	6.5%	10.8%
<b>Age Group</b>						
18-24	34.0%	26.0%	15.9%	8.2%	5.8%	10.0%
25-34	33.3%	19.8%	15.5%	10.9%	8.4%	12.1%
35-44	30.4%	26.8%	10.5%	10.7%	6.2%	15.3%
45-54	33.8%	20.5%	13.6%	12.8%	6.3%	13.0%
55+	41.7%	20.6%	16.7%	8.6%	5.9%	6.5%
<b>Gender</b>						
Male	38.9%	22.5%	16.1%	8.5%	5.6%%	8.5%
Female	32.0%	22.2%	16.1%	11.9%	7.5%%	13.2%

# Alaska and Five States' Combined ACE Data



Arkansas  
Louisiana  
New Mexico  
Tennessee  
Washington

Advisory Board on Alcoholism  
and Drug Abuse



Alaska Mental Health Board



# Why Compare to Other States

- **Context**
- **Changing Social Norms**
- **Early Mortality**
- **Chance to Compare Outcomes**



# Adverse Childhood Experience Score

	Alaska	Arkansas	Louisiana	New Mexico	Tennessee	Washington
<b>Zero</b>	35.6%	46.9%	42.6%	39.0%	43.5%	34.6%
<b>One</b>	22.3%	21.0%	24.7%	21.8%	20.8%	23.0%
<b>Two</b>	14.7%	11.2%	12.9%	12.6%	12.6%	14.6%
<b>Three</b>	10.1%	7.1%	7.7%	10.1%	8.3%	10.3%
<b>Four</b>	6.5%	5.9%	5.5%	7.1%	6.2%	7.5%
<b>Five Plus</b>	10.8%	8.0%	6.6%	9.5%	8.7%	10.1%

**Source:** Alaska data from the 2013 Alaska Behavioral Risk Factor Surveillance System, Alaska Department of Health and Social Services, Division of Public Health, Section of Chronic Disease Prevention and Health Promotion

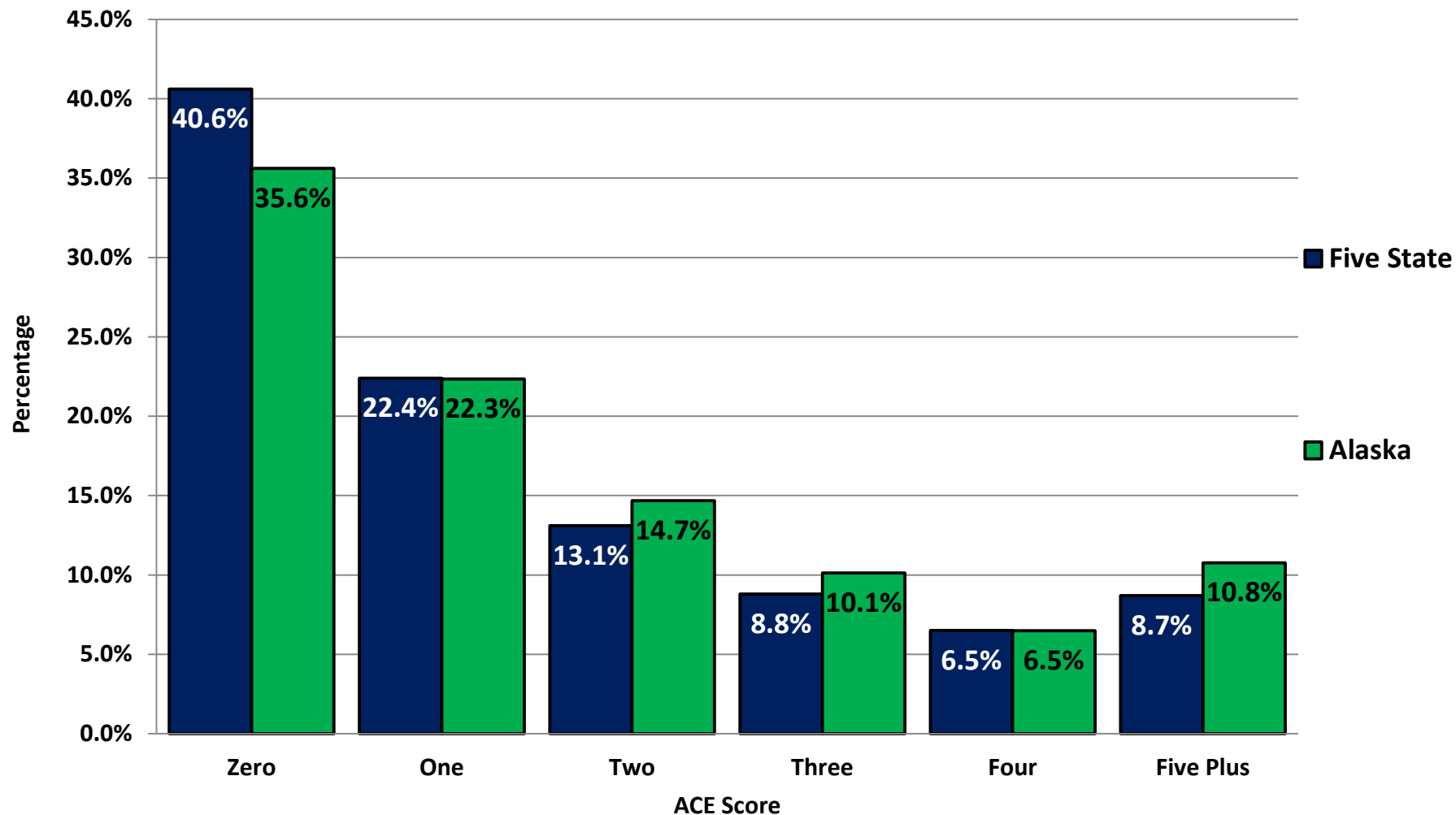
**Source:** Five States Study data from the Centers for Disease Control and Prevention, *Adverse Childhood Experiences Reported by Adults --- Five States, 2009*, <http://www.cdc.gov/mmwr/preview/mmwrhtml/mm5949a1.htm>

Advisory Board on Alcoholism and Drug Abuse



Alaska Mental Health Board

## Adverse Childhood Experiences Scores for Alaskan Adults and Their Five State ACE Study Peers



**Source:** Alaska data from the 2013 Alaska Behavioral Risk Factor Surveillance System, Alaska Department of Health and Social Services, Division of Public Health, Section of Chronic Disease Prevention and Health Promotion

**Source:** Five States Study data from the Centers for Disease Control and Prevention, *Adverse Childhood Experiences Reported by Adults --- Five States, 2009*, <http://www.cdc.gov/mmwr/preview/mmwrhtml/mm5949a1.htm>

Advisory Board on Alcoholism  
and Drug Abuse



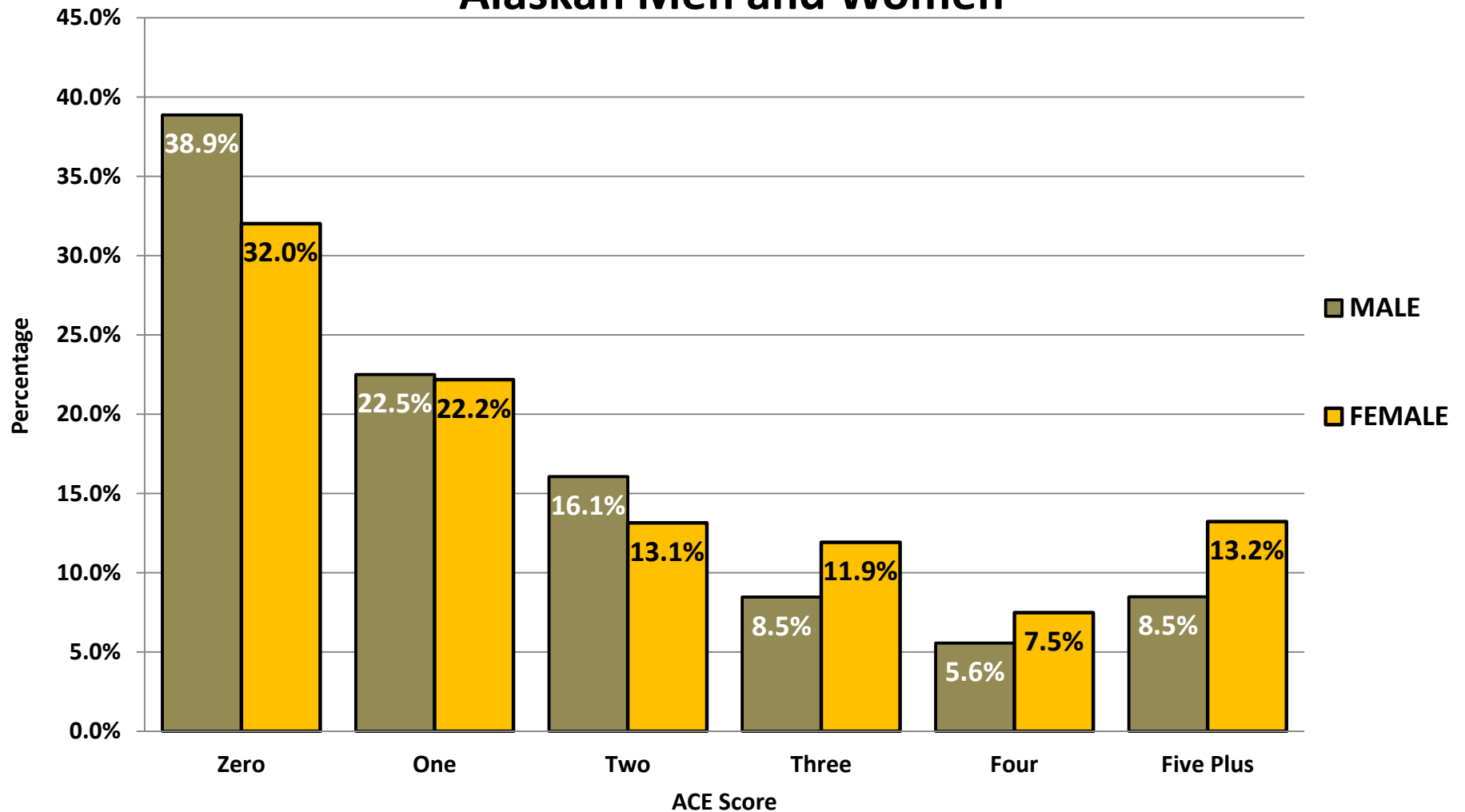
Alaska Mental Health Board



# Gender Differences

- ACE Scores are different between genders
  - Women report higher ACE scores
  - How do Alaska women compare?

# Adverse Childhood Experiences Scores for Alaskan Men and Women



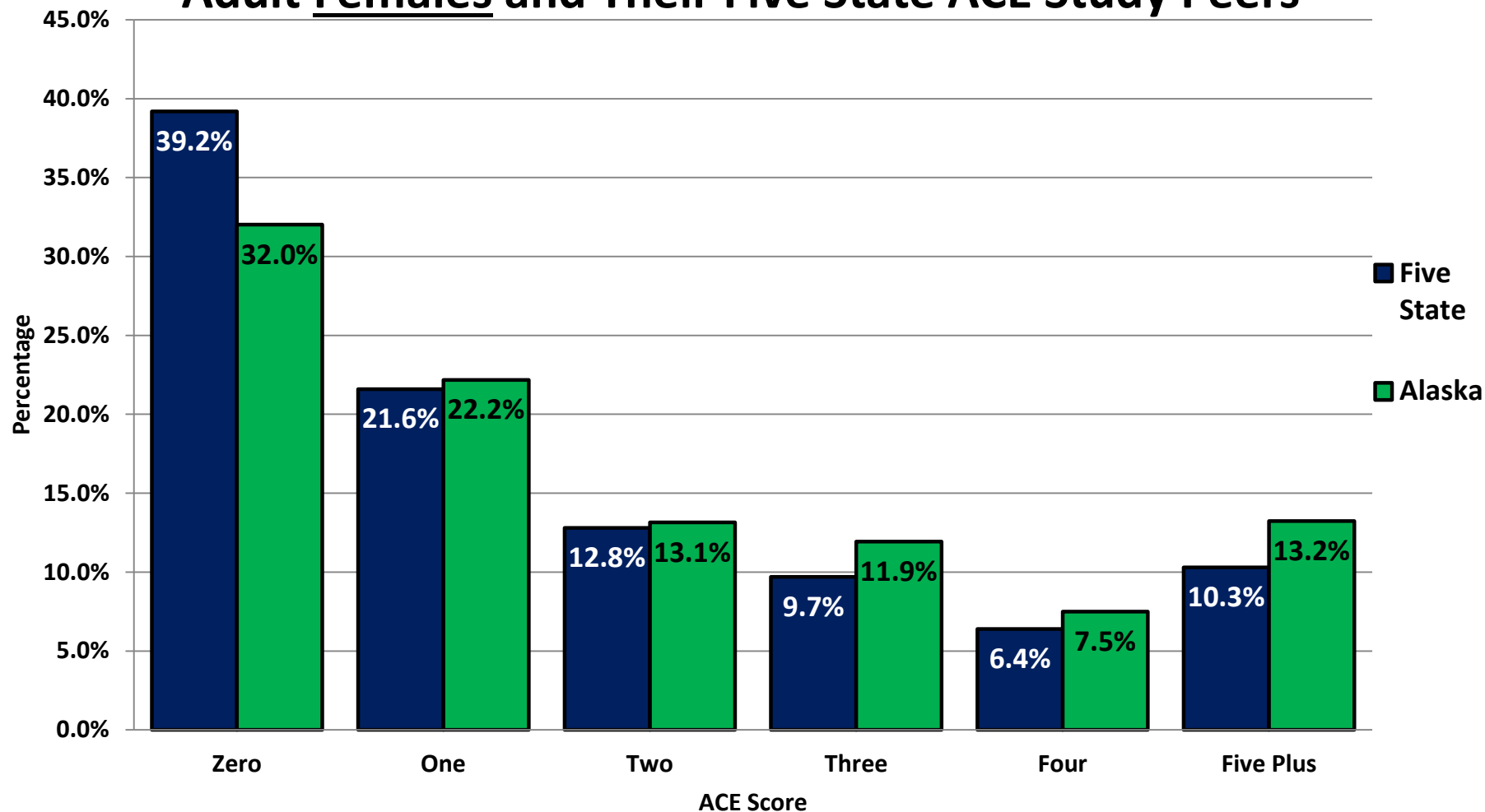
**Source:** Alaska data from the 2013 Alaska Behavioral Risk Factor Surveillance System, Alaska Department of Health and Social Services, Division of Public Health, Section of Chronic Disease Prevention and Health Promotion

Advisory Board on Alcoholism and Drug Abuse



Alaska Mental Health Board

# Adverse Childhood Experiences Scores for Alaskan Adult Females and Their Five State ACE Study Peers



**Source:** Alaska data from the 2013 Alaska Behavioral Risk Factor Surveillance System, Alaska Department of Health and Social Services, Division of Public Health, Section of Chronic Disease Prevention and Health Promotion

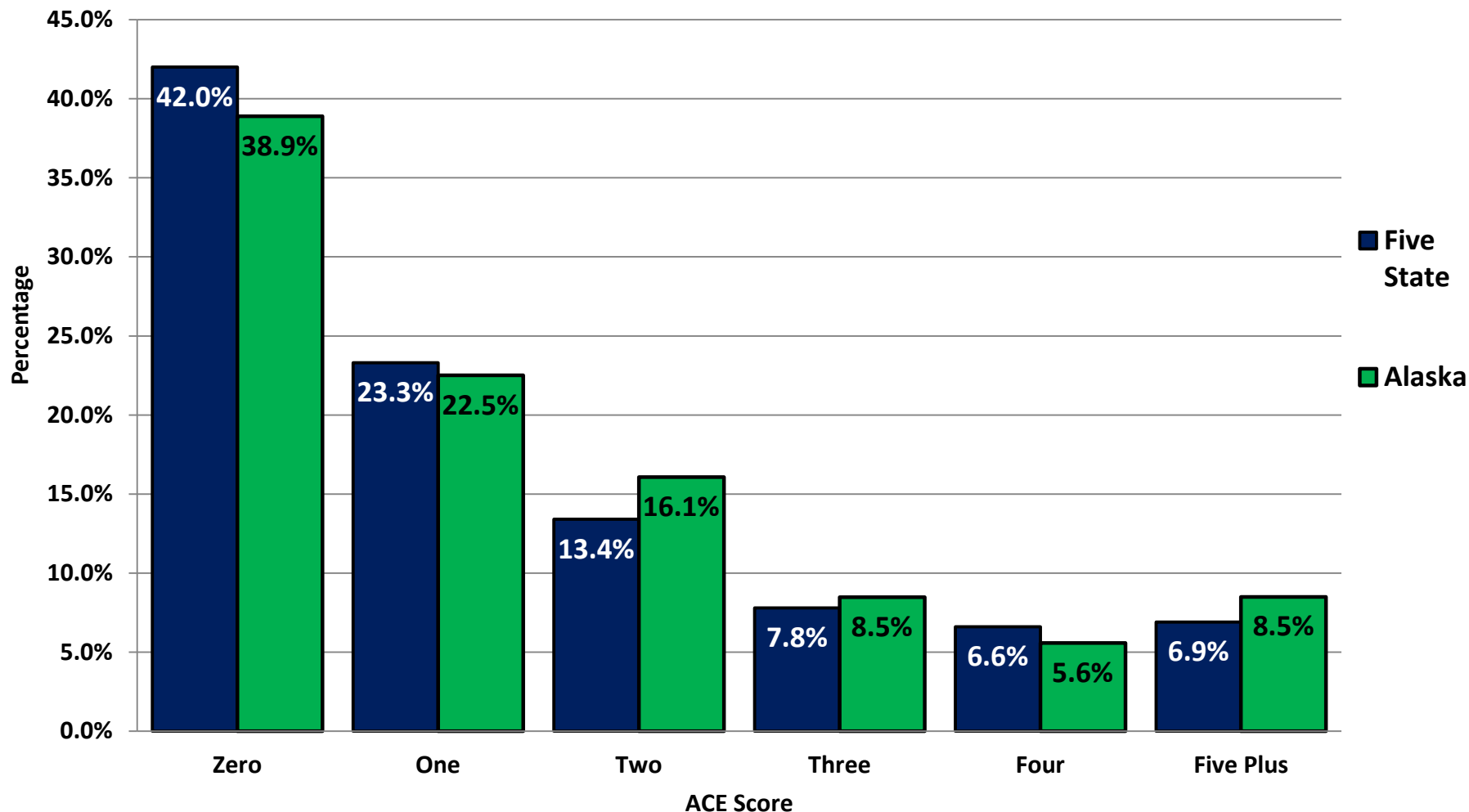
**Source:** Five States Study data from the Centers for Disease Control and Prevention, *Adverse Childhood Experiences Reported by Adults --- Five States, 2009*, <http://www.cdc.gov/mmwr/preview/mmwrhtml/mm5949a1.htm>

Advisory Board on Alcoholism and Drug Abuse



Alaska Mental Health Board

## Adverse Childhood Experiences Scores for Alaskan Adult Males and Their Five State ACE Study Peers



**Source:** Alaska data from the 2013 Alaska Behavioral Risk Factor Surveillance System, Alaska Department of Health and Social Services, Division of Public Health, Section of Chronic Disease Prevention and Health Promotion

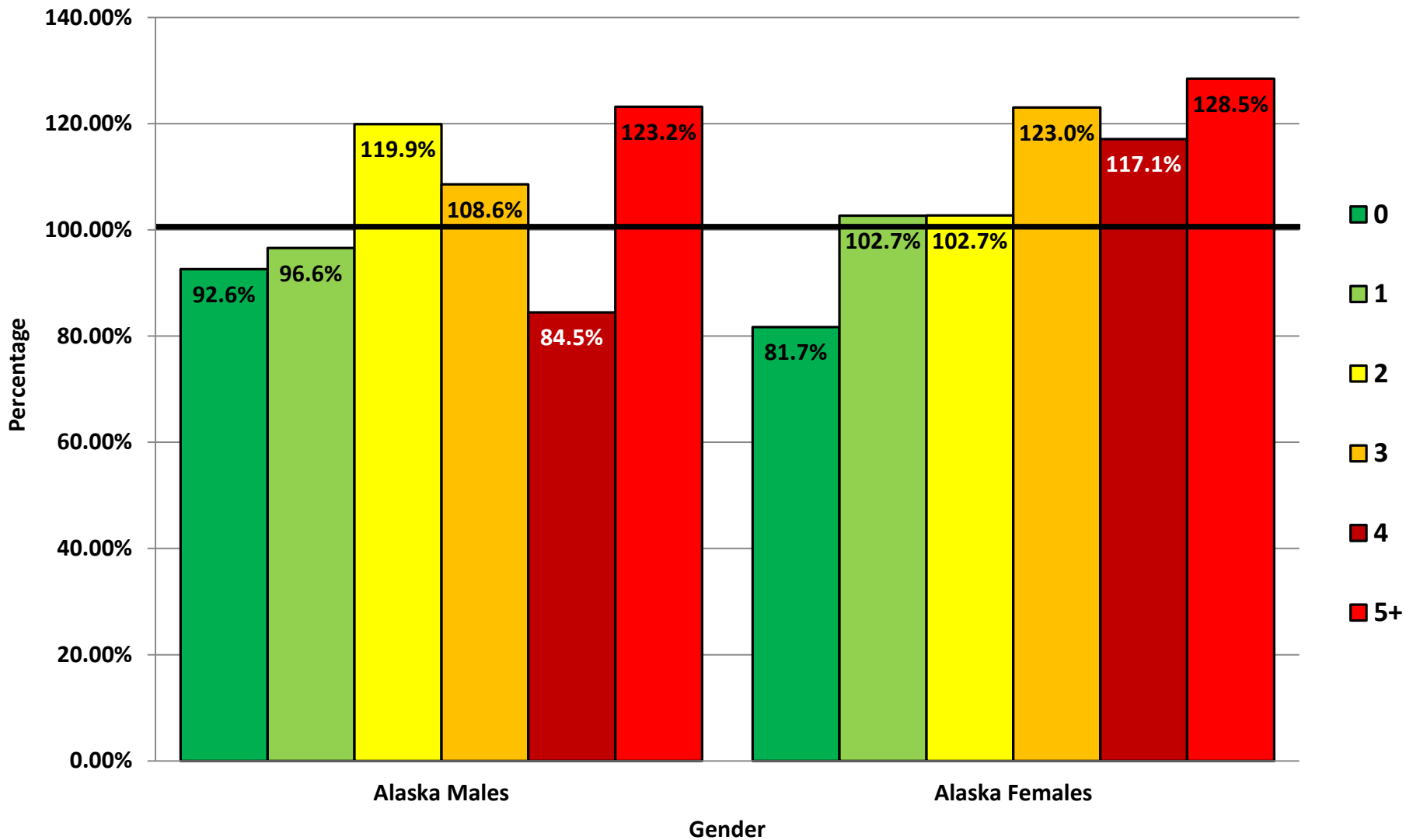
**Source:** Five States Study data from the Centers for Disease Control and Prevention, *Adverse Childhood Experiences Reported by Adults --- Five States, 2009*, <http://www.cdc.gov/mmwr/preview/mmwrhtml/mm5949a1.htm>

Advisory Board on Alcoholism and Drug Abuse



Alaska Mental Health Board

# Alaskan ACE Scores as a Percentage of Five State ACE Scores by Gender



**Source:** Alaska data from the 2013 Alaska Behavioral Risk Factor Surveillance System, Alaska Department of Health and Social Services, Division of Public Health, Section of Chronic Disease Prevention and Health Promotion  
**Source:** Five States Study data from the Centers for Disease Control and Prevention, *Adverse Childhood Experiences Reported by Adults --- Five States, 2009*, <http://www.cdc.gov/mmwr/preview/mmwrhtml/mm5949a1.htm>

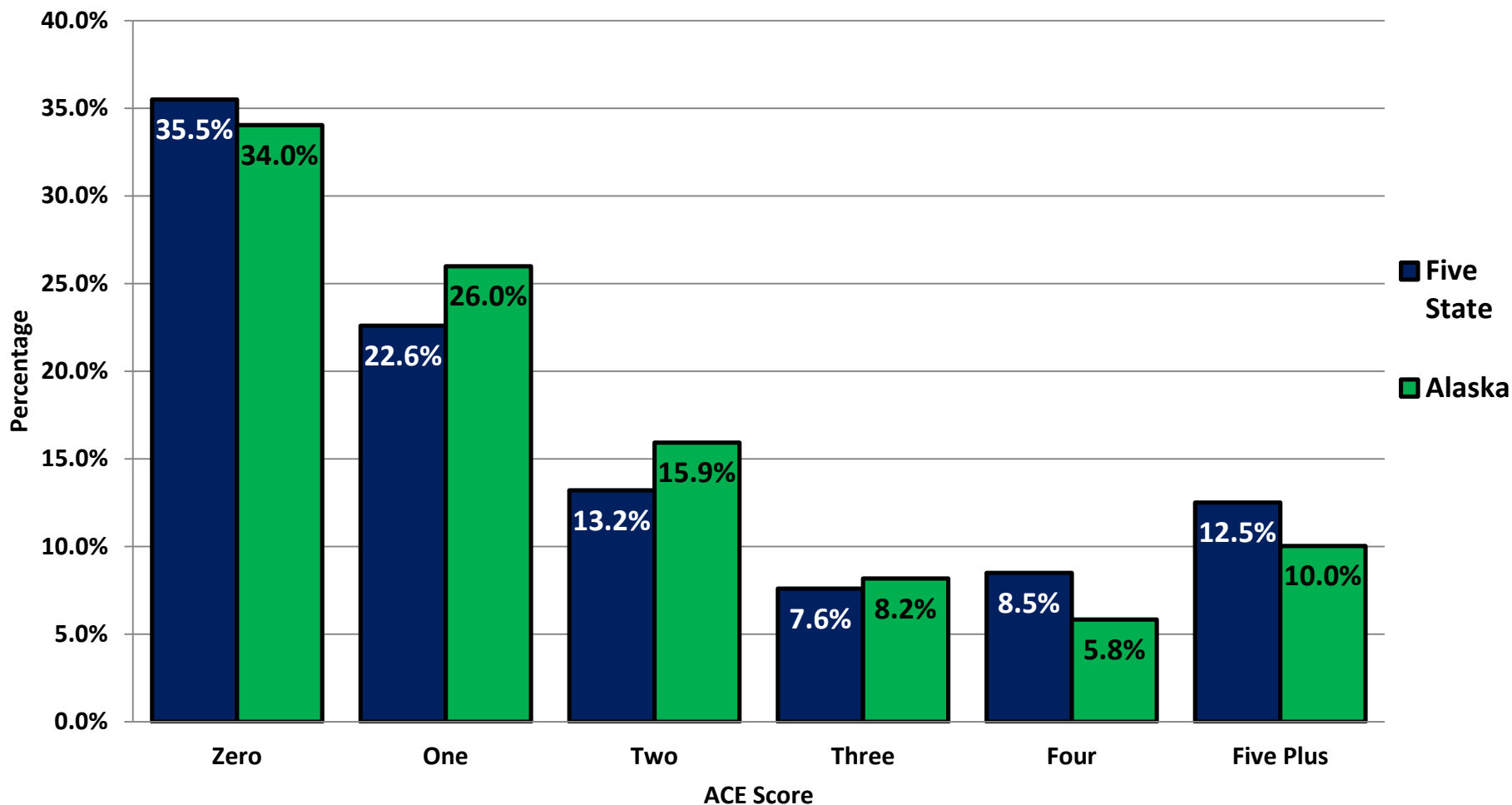


# Generational Differences

- It's hard to compare generations by ACE score
  - Changes in social norms
  - Early death due to high ACE scores
  - Changing social and economic resource levels
  - Education and awareness change over time



## Alaskan Adults Aged 18-24 and Their Five State Peers by ACE Scores\*



**\*There is no statistical difference between these ACE Scores.**

**Source:** Alaska data from the 2013 Alaska Behavioral Risk Factor Surveillance System, Alaska Department of Health and Social Services, Division of Public Health, Section of Chronic Disease Prevention and Health Promotion

**Source:** Five States Study data from the Centers for Disease Control and Prevention, *Adverse Childhood Experiences Reported by Adults --- Five States, 2009*, <http://www.cdc.gov/mmwr/preview/mmwrhtml/mm5949a1.htm>

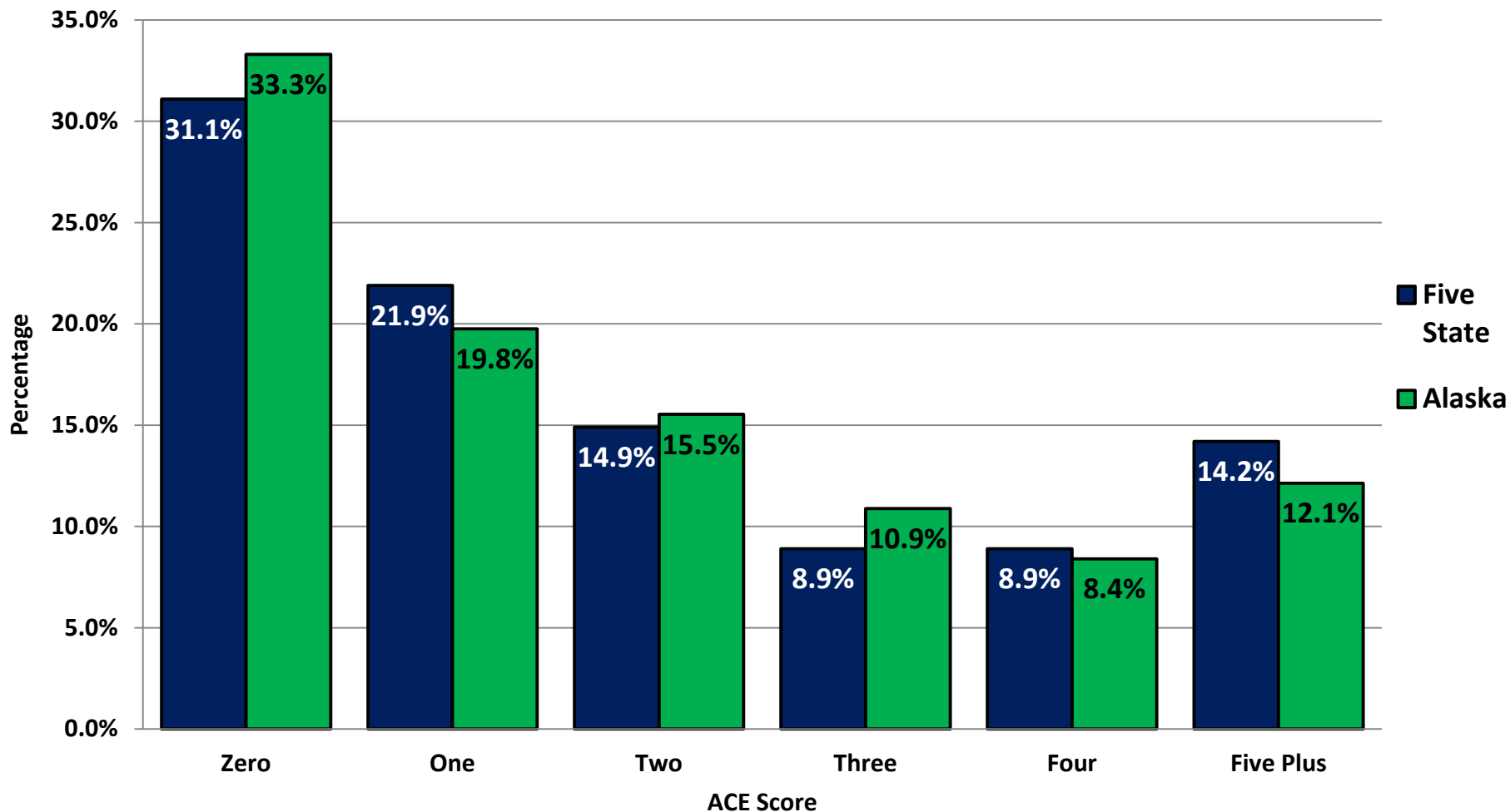
**Notes:** Sum may not equal 100% due to rounding.

Advisory Board on Alcoholism  
and Drug Abuse



Alaska Mental Health Board

## Alaskan Adults Aged 25-34 and Their Five State Peers by ACE Scores\*



**\*There is no statistical difference between these ACE Scores.**

**Source:** Alaska data from the 2013 Alaska Behavioral Risk Factor Surveillance System, Alaska Department of Health and Social Services, Division of Public Health, Section of Chronic Disease Prevention and Health Promotion

**Source:** Five States Study data from the Centers for Disease Control and Prevention, *Adverse Childhood Experiences*

Reported by Adults --- Five States, 2009, <http://www.cdc.gov/mmwr/preview/mmwrhtml/mm5949a1.htm>

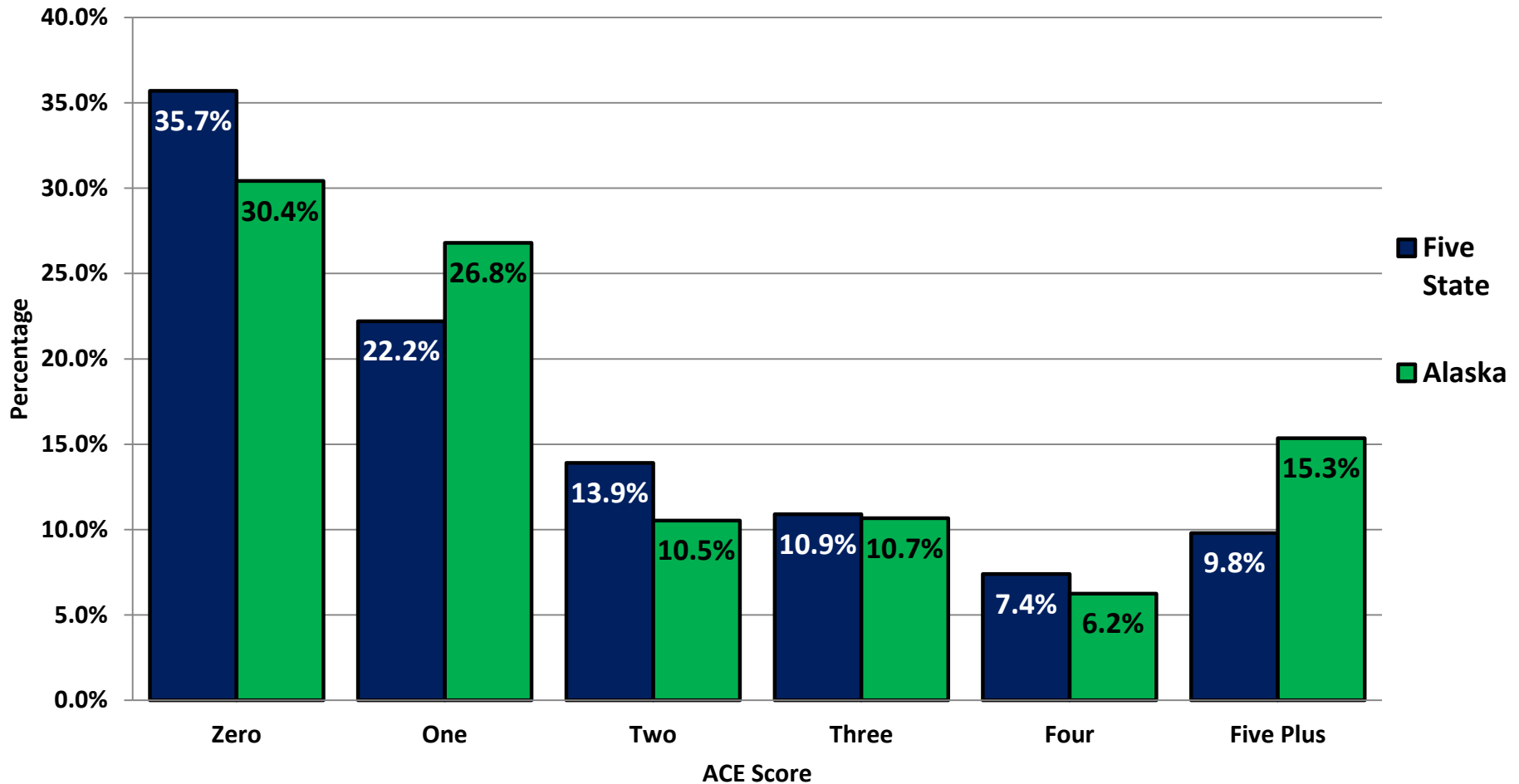
**Notes:** Sum may not equal 100% due to rounding.

Advisory Board on Alcoholism  
and Drug Abuse



Alaska Mental Health Board

## Alaskan Adults Aged 35-44 and Their Five State Peers by ACE Scores\*



**\*There is no statistical difference between these ACE Scores.**

**Source:** Alaska data from the 2013 Alaska Behavioral Risk Factor Surveillance System, Alaska Department of Health and Social Services, Division of Public Health, Section of Chronic Disease Prevention and Health Promotion

**Source:** Five States Study data from the Centers for Disease Control and Prevention, *Adverse Childhood Experiences Reported by Adults --- Five States, 2009*, <http://www.cdc.gov/mmwr/preview/mmwrhtml/mm5949a1.htm>

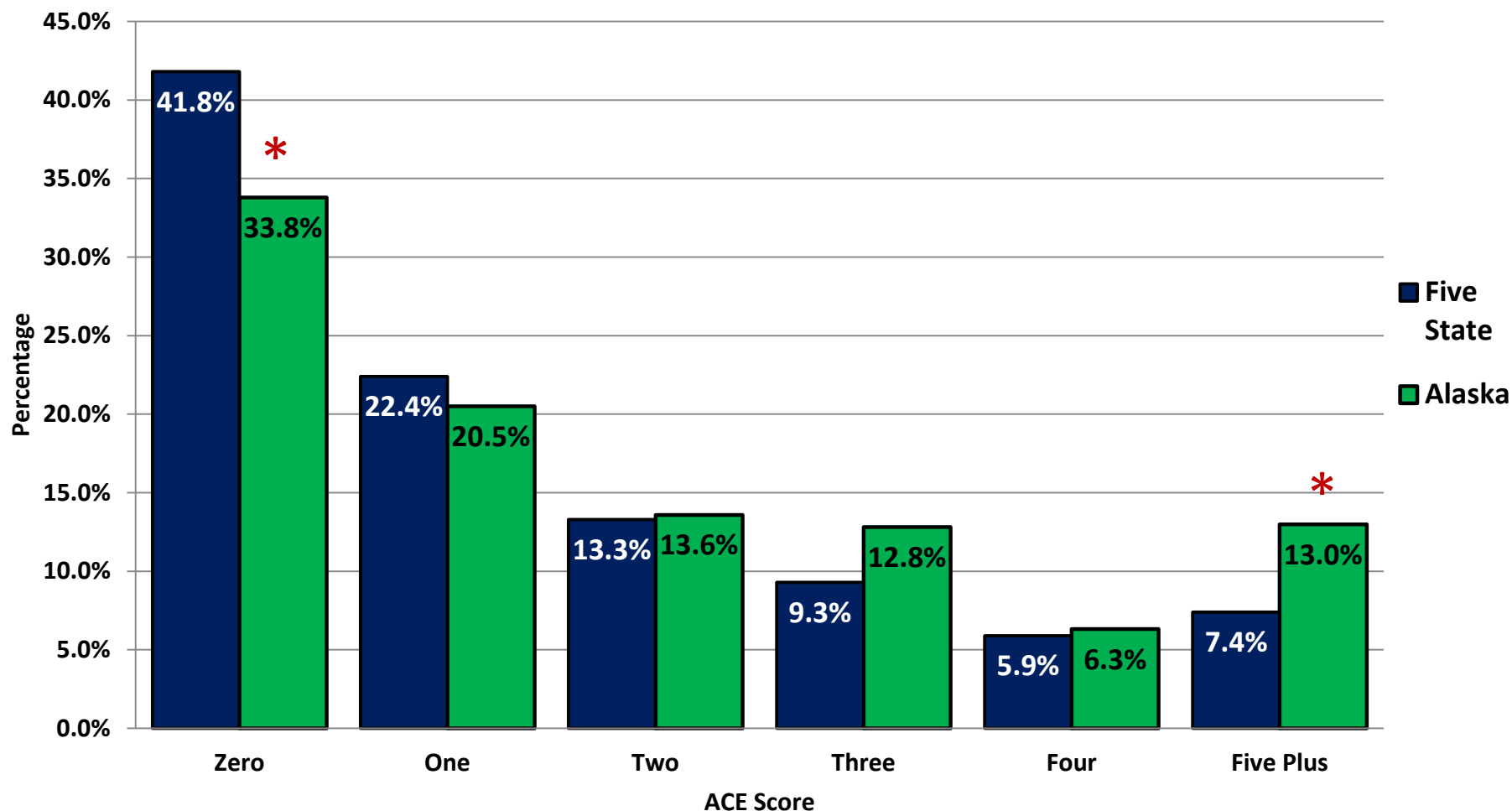
**Notes:** Sum may not equal 100% due to rounding.

Advisory Board on Alcoholism  
and Drug Abuse



Alaska Mental Health Board

## Alaskan Adults Aged 45-54 and Their Five State Peers by ACE Scores\*



**\*There is a statistically significant difference between the ACE Scores of Zero & Five Plus**

**Source:** Alaska data from the 2013 Alaska Behavioral Risk Factor Surveillance System, Alaska Department of Health and Social Services, Division of Public Health, Section of Chronic Disease Prevention and Health Promotion

**Source:** Five States Study data from the Centers for Disease Control and Prevention, *Adverse Childhood Experiences Reported by Adults --- Five States, 2009*, <http://www.cdc.gov/mmwr/preview/mmwrhtml/mm5949a1.htm>

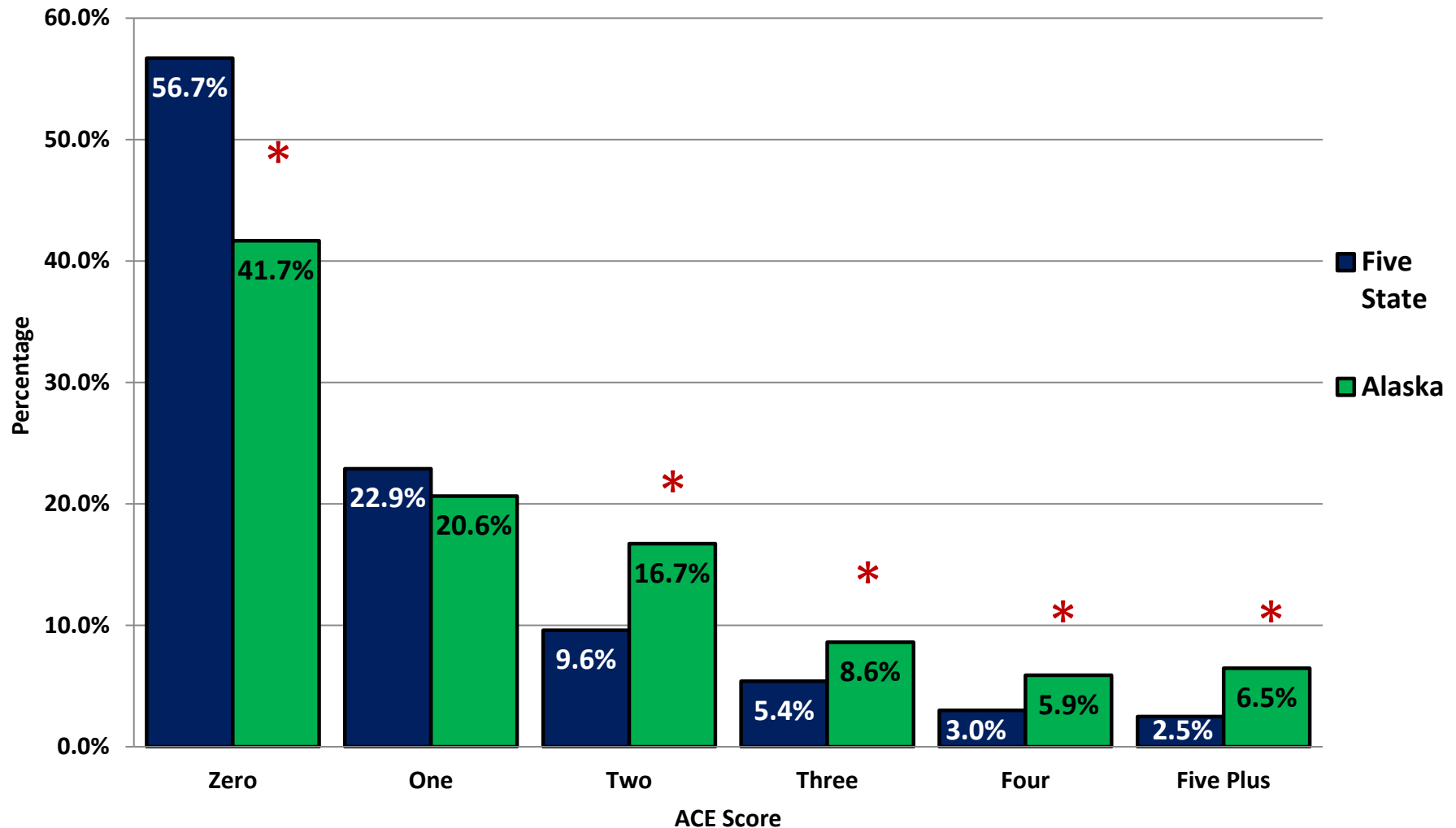
**Notes:** Sum may not equal 100% due to rounding.

Advisory Board on Alcoholism  
and Drug Abuse



Alaska Mental Health Board

## Alaskan Adults Aged 55 Plus and Their Five State Peers by ACE Scores\*



**\*There is a statistical difference between all the ACE Scores but the score of "one".**

**Source:** Alaska data from the 2013 Alaska Behavioral Risk Factor Surveillance System, Alaska Department of Health and Social Services, Division of Public Health, Section of Chronic Disease Prevention and Health Promotion

**Source:** Five States Study data from the Centers for Disease Control and Prevention, *Adverse Childhood Experiences Reported by Adults --- Five States, 2009*, <http://www.cdc.gov/mmwr/preview/mmwrhtml/mm5949a1.htm>

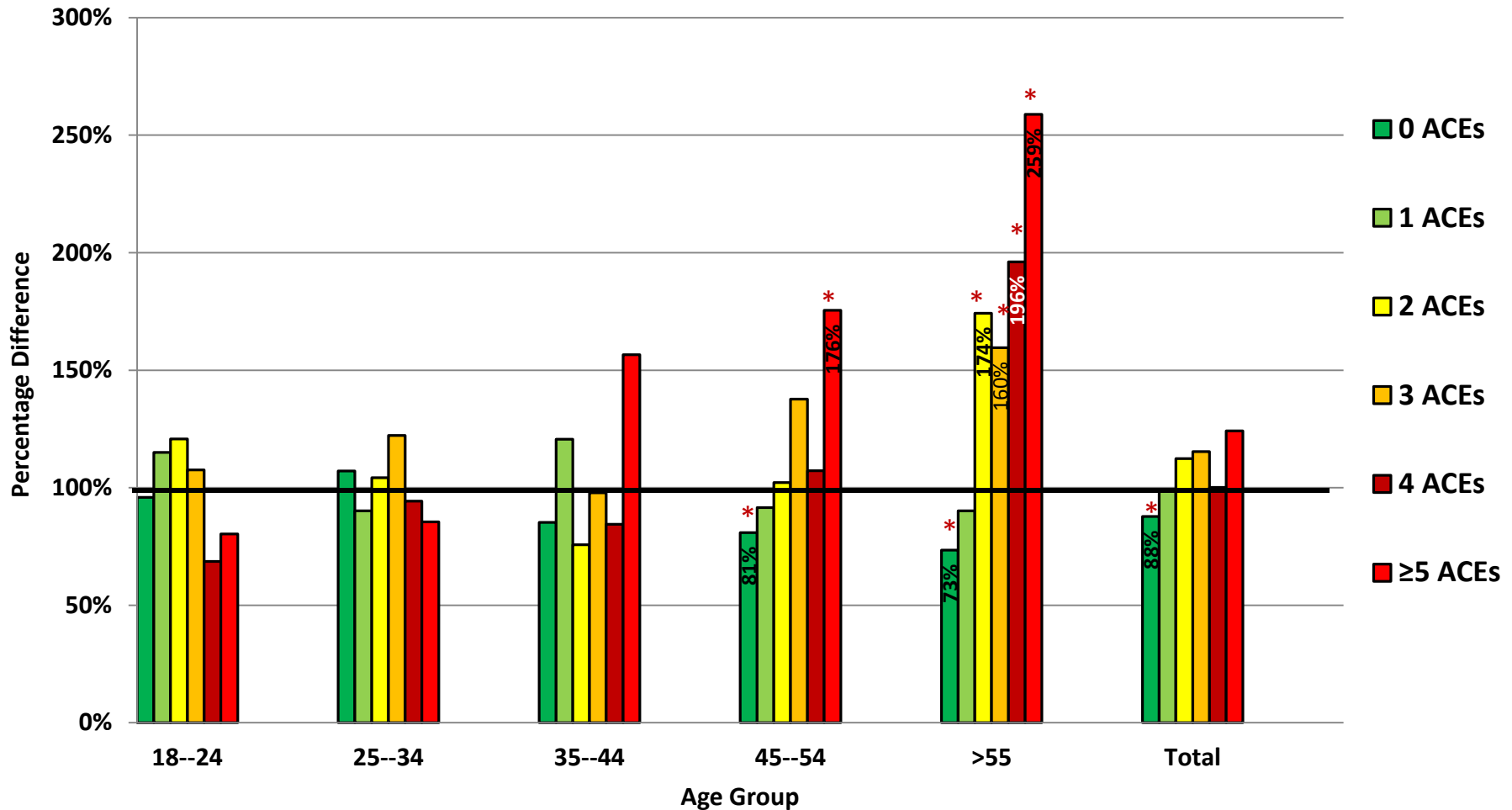
**Notes:** Sum may not equal 100% due to rounding.

Advisory Board on Alcoholism  
and Drug Abuse



Alaska Mental Health Board

## Percentage Difference Between Alaska and Five State ACE Scores by Age Group\*



\*Columns with numbers are statistically significantly different between the two studies

**Source:** Alaska data from the 2013 Alaska Behavioral Risk Factor Surveillance System, Alaska Department of Health and Social Services, Division of Public Health, Section of Chronic Disease Prevention and Health Promotion

**Source:** Five States Study data from the Centers for Disease Control and Prevention, *Adverse Childhood Experiences Reported by Adults --- Five States, 2009*, <http://www.cdc.gov/mmwr/preview/mmwrhtml/mm5949a1.htm>


Advisory Board on Alcoholism  
and Drug Abuse




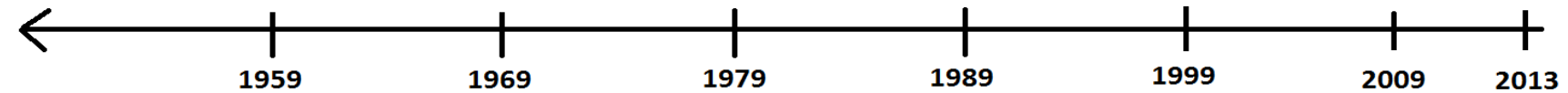
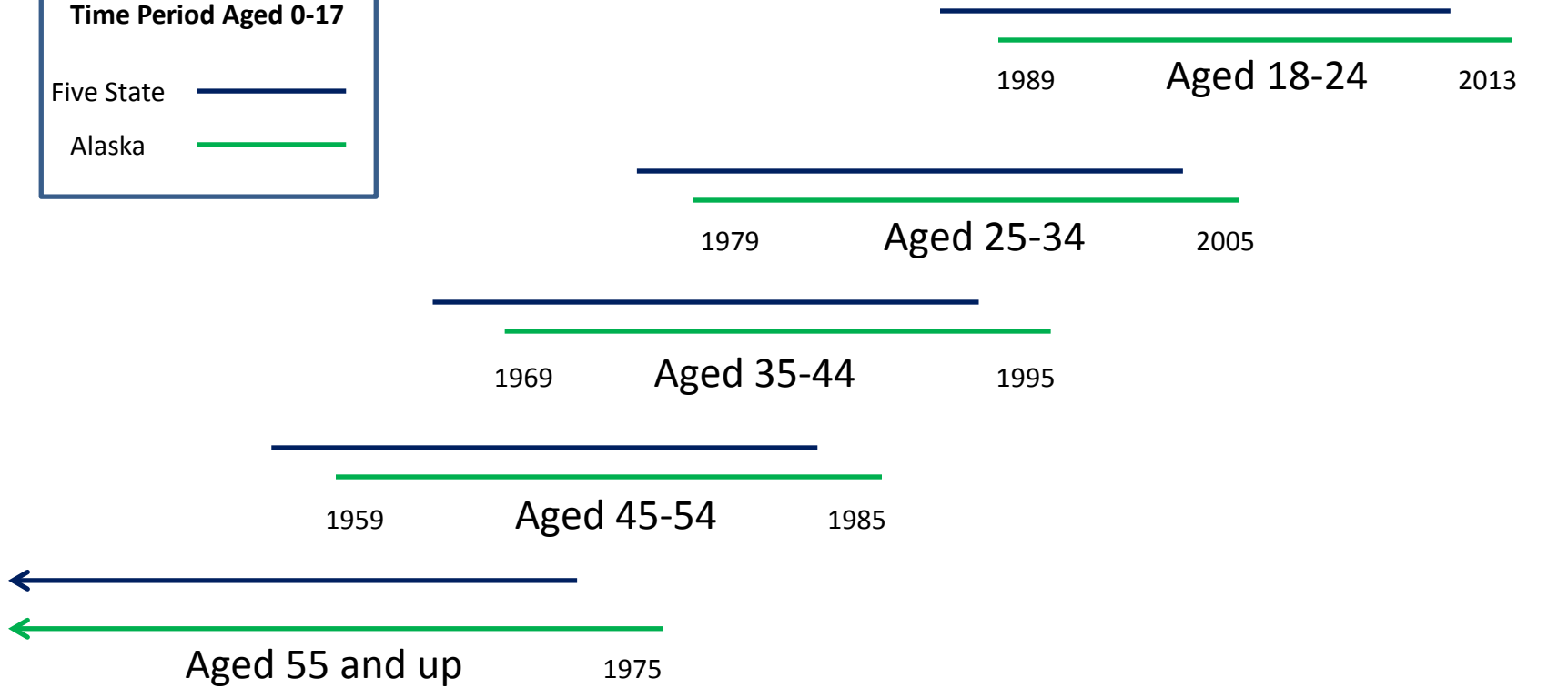
Alaska Mental Health Board

# Generations on an Alaskan Timeline

**Time Period Aged 0-17**

Five State 

Alaska 



Statehood



Oil Flows



Funding Begins



ACEs Surveyed

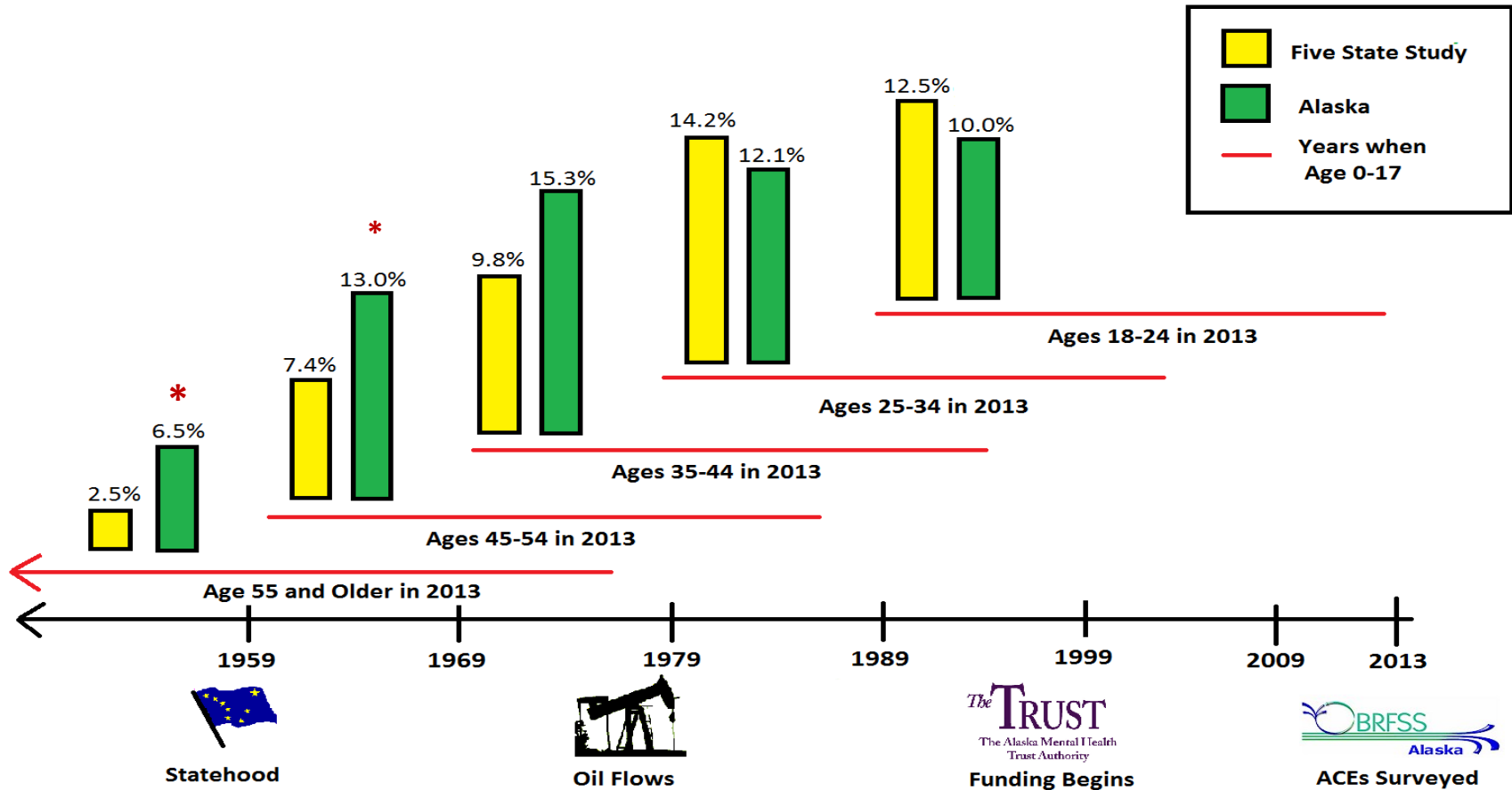
Advisory Board on Alcoholism and Drug Abuse



Alaska Mental Health Board

# Alaskan ACE Timeline

## Five Plus ACEs as Reported by Adults in the BRFSS \*



\* The is a statistical difference between the two geographic regions for the 45-54 & 55+ age groups.

**Source:** Alaska data from the 2013 Alaska Behavioral Risk Factor Surveillance System, Alaska Department of Health and Social Services, Division of Public Health, Section of Chronic Disease Prevention and Health Promotion  
**Source:** Five States Study data from the Centers for Disease Control and Prevention, *Adverse Childhood Experiences Reported by Adults --- Five States, 2009*, <http://www.cdc.gov/mmwr/preview/mmwrhtml/mm5949a1.htm>

Advisory Board on Alcoholism and Drug Abuse



Alaska Mental Health Board





# Abuse

- 1. Physical**
- 2. Sexual**
- 3. Verbal/Emotional**

# Adverse Childhood Experience\*

	Alaska	Arkansas	Louisiana	New Mexico	Tennessee	Washington
<b><u>Abuse</u></b>	%	%	%	%	%	%
Verbal/Emotional	31.0	24.3	21.1	28.1	19.2	34.9
Physical	19.1	14.1	10.5	19.5	12.9	18.1
Sexual	14.8	10.9	9.9	12.9	12.7	13.5

\*Percentages in red are the highest of the states compared.

Source: Alaska data from the 2013 Alaska Behavioral Risk Factor Surveillance System, Alaska Department of Health and Social Services, Division of Public Health, Section of Chronic Disease Prevention and Health Promotion

Source: Five States Study data from the Centers for Disease Control and Prevention, *Adverse Childhood Experiences Reported by Adults --- Five States, 2009*, <http://www.cdc.gov/mmwr/preview/mmwrhtml/mm5949a1.htm>

Advisory Board on Alcoholism and Drug Abuse



Alaska Mental Health Board

# Adverse Childhood Experience\*

Alaska

Arkansas

Louisiana

New Mexico

Tennessee

Washington

## Abuse Percentages

Emotional/Verbal

31.0

24.3

21.1

28.1

19.2

34.9

Physical

19.1

14.1

10.5

19.5

12.9

18.1

Sexual

14.8

10.9

9.9

12.9

12.7

13.5

## Household Dysfunction Percentages

Mental Illness in the Home

21.9

17.0

16.6

19.4

17.1

24.3

Incarcerated Family Member

11.5

5.5

7.2

7.1

8.6

6.6

Substance Abuse in Home

33.8

25.5

26.6

29.9

28.3

32.7

Separation or Divorce

31.7

23.3

27.1

24.4

29.1

26.0

Witnessed Domestic Violence

18.7

15.1

14.5

18.9

17.1

16.6

**Source:** Alaska data from the 2013 Alaska Behavioral Risk Factor Surveillance System, Alaska Department of Health and Social Services, Division of Public Health, Section of Chronic Disease Prevention and Health Promotion

**Source:** Five States Study data from the Centers for Disease Control and Prevention, *Adverse Childhood Experiences Reported by Adults*

--- Five States, 2009, <http://www.cdc.gov/mmwr/preview/mmwrhtml/mm5949a1.htm>

Advisory Board on Alcoholism and Drug Abuse



Alaska Mental Health Board



# Physical Abuse

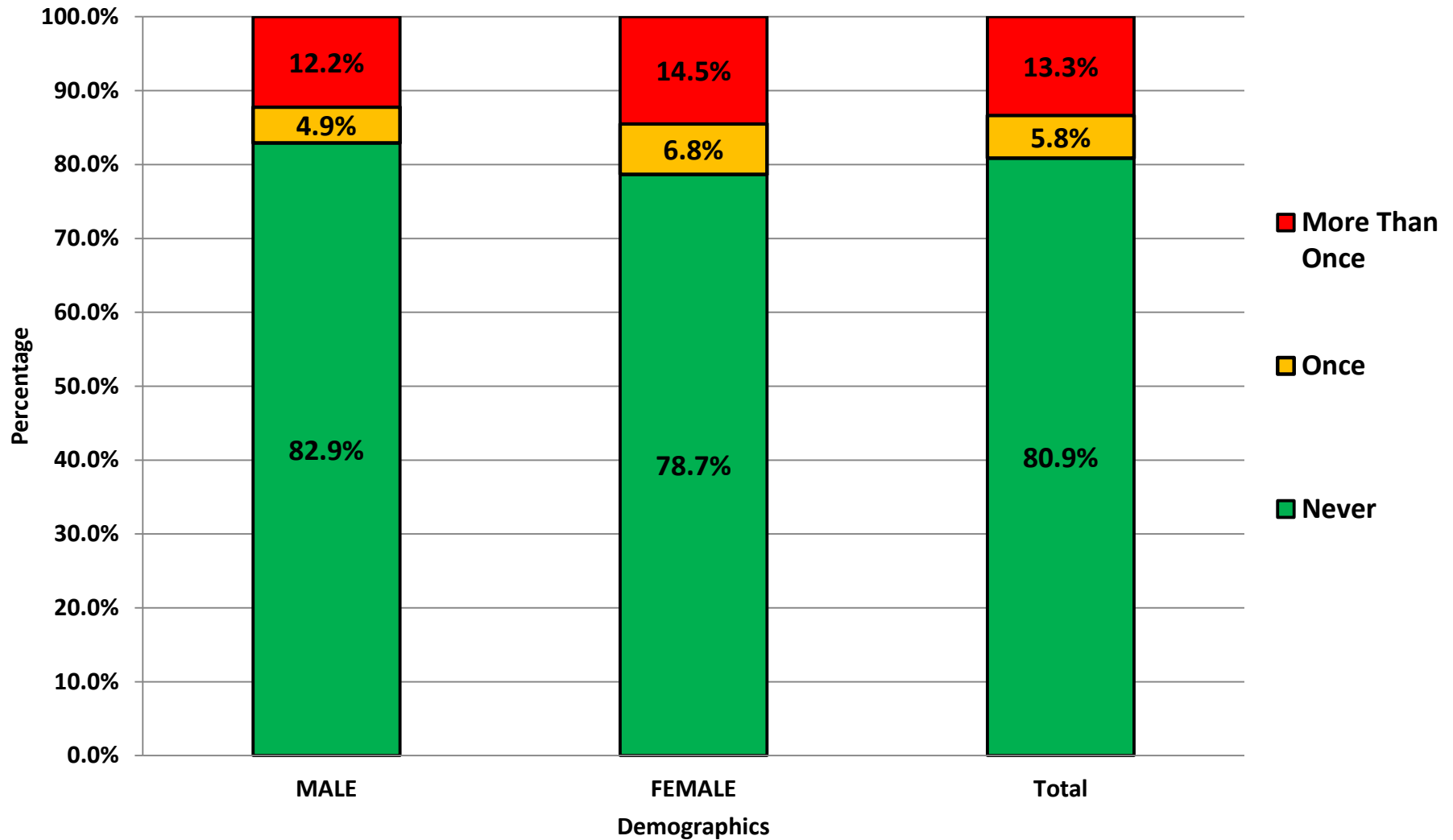
## The Question

- **BEFORE AGE 18, HOW OFTEN DID A PARENT OR ADULT IN HOME EVER HIT, BEAT, KICK OR PHYSICALLY HURT YOU? Do not include spanking.**

## The Answers

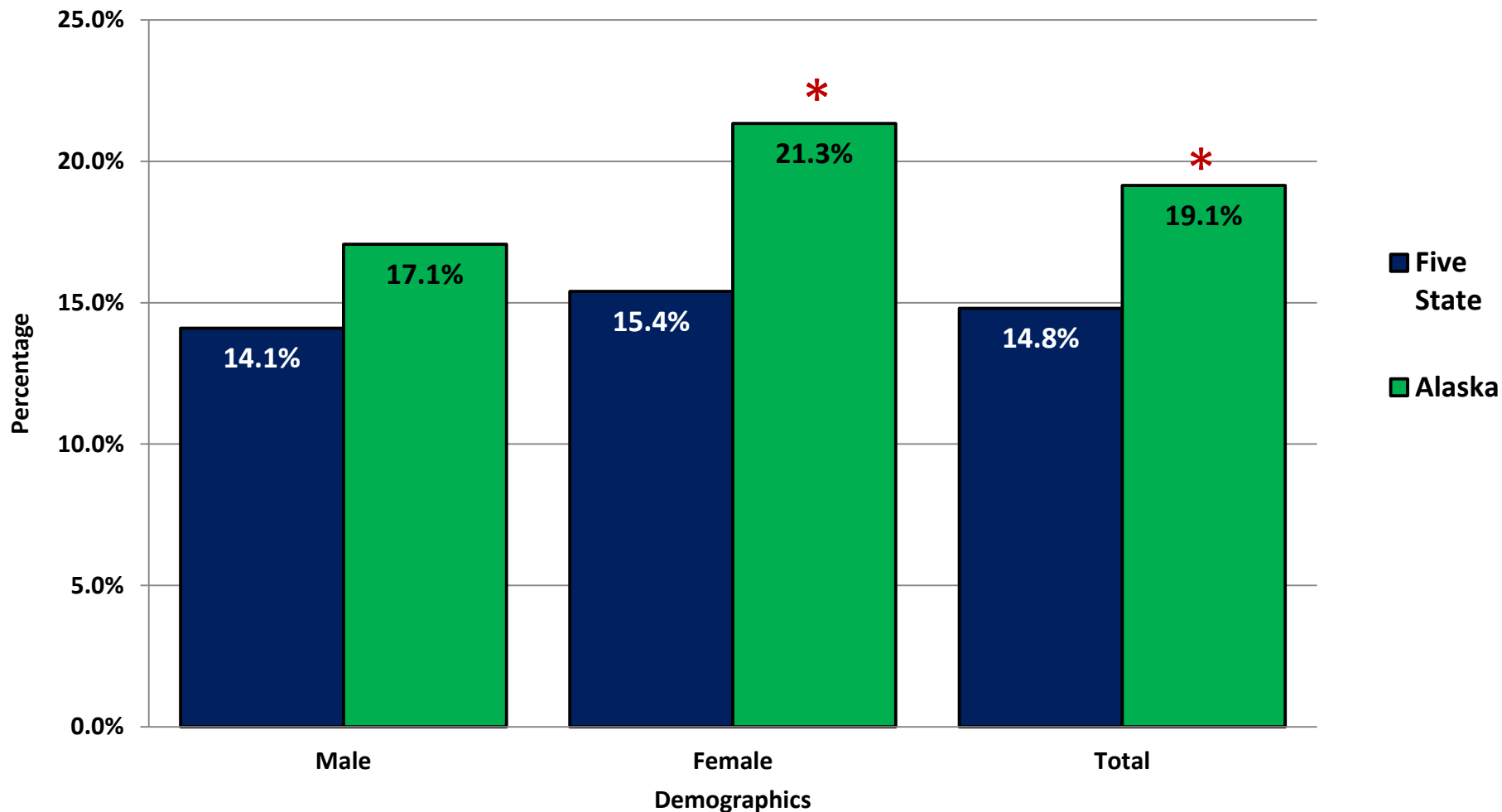
- **ONCE**
- **MORE THAN ONCE**
- **NEVER**
- **If answered “once” or “more than once” then ACE Score = 1**

# Physical Abuse Prior to Age 18 as Reported by Alaskan Adults



**Source:** Alaska data from the 2013 Alaska Behavioral Risk Factor Surveillance System, Alaska Department of Health and Social Services, Division of Public Health, Section of Chronic Disease Prevention and Health Promotion

# Physical Abuse Prior to Age 18 As Reported by Alaskans and Their Peers in The Five State Study\*



**\* There is a statistically significant difference between Female and Total categories above.**

**Source:** Alaska data from the 2013 Alaska Behavioral Risk Factor Surveillance System, Alaska Department of Health and Social Services, Division of Public Health, Section of Chronic Disease Prevention and Health Promotion

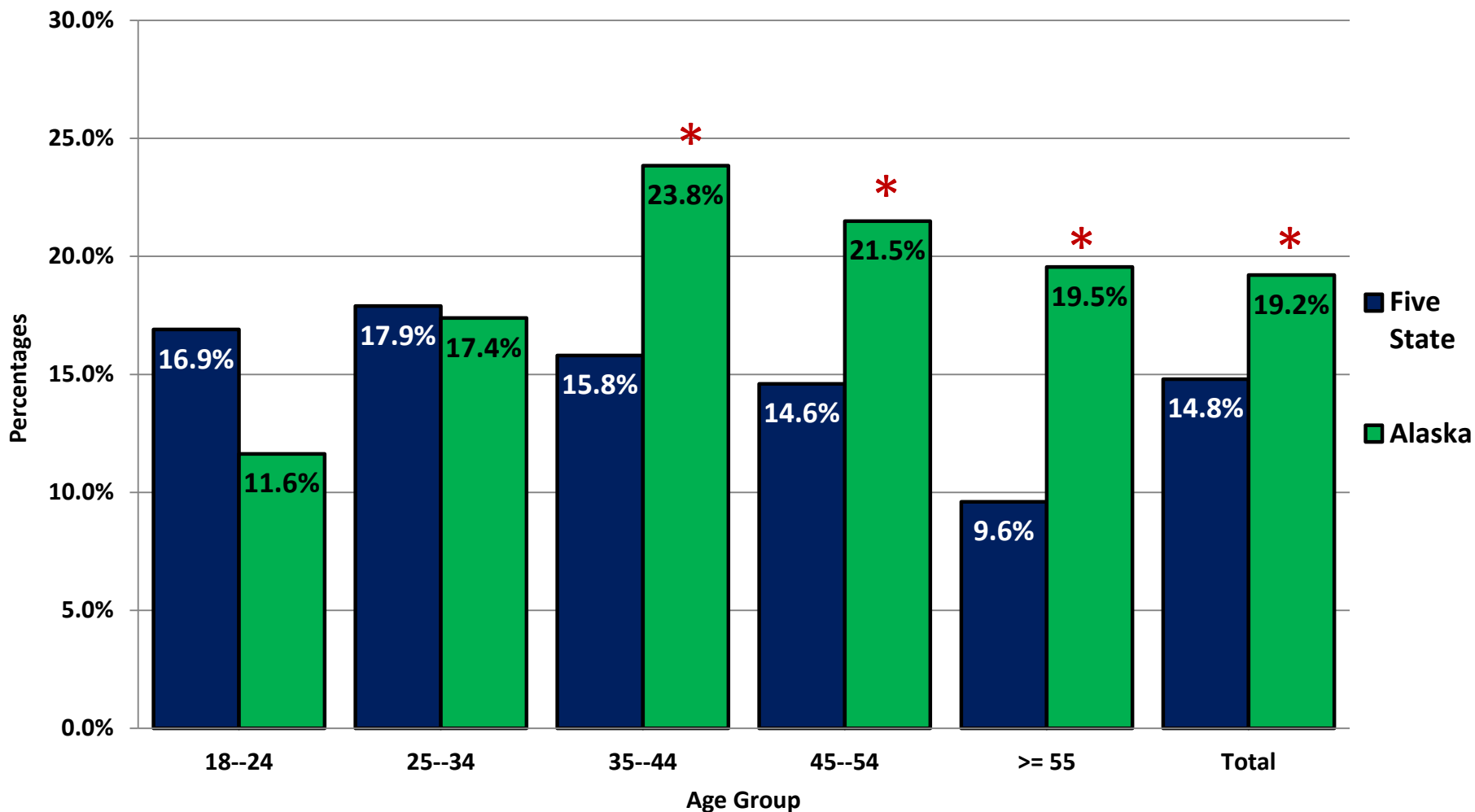
**Source:** Five States Study data from the Centers for Disease Control and Prevention, *Adverse Childhood Experiences Reported by Adults --- Five States, 2009*, <http://www.cdc.gov/mmwr/preview/mmwrhtml/mm5949a1.htm>

Advisory Board on Alcoholism and Drug Abuse



Alaska Mental Health Board

## Physical Abuse Prior to Age 18 As Reported by Alaskans and Their Peers in The Five State Study\*



\* The differences between the 35-44, 45-54, 55+ age groups as well as the total are statistically significant.

Source: Alaska data from the 2013 Alaska Behavioral Risk Factor Surveillance System, Alaska Department of Health and Social Services, Division of Public Health, Section of Chronic Disease Prevention and Health Promotion

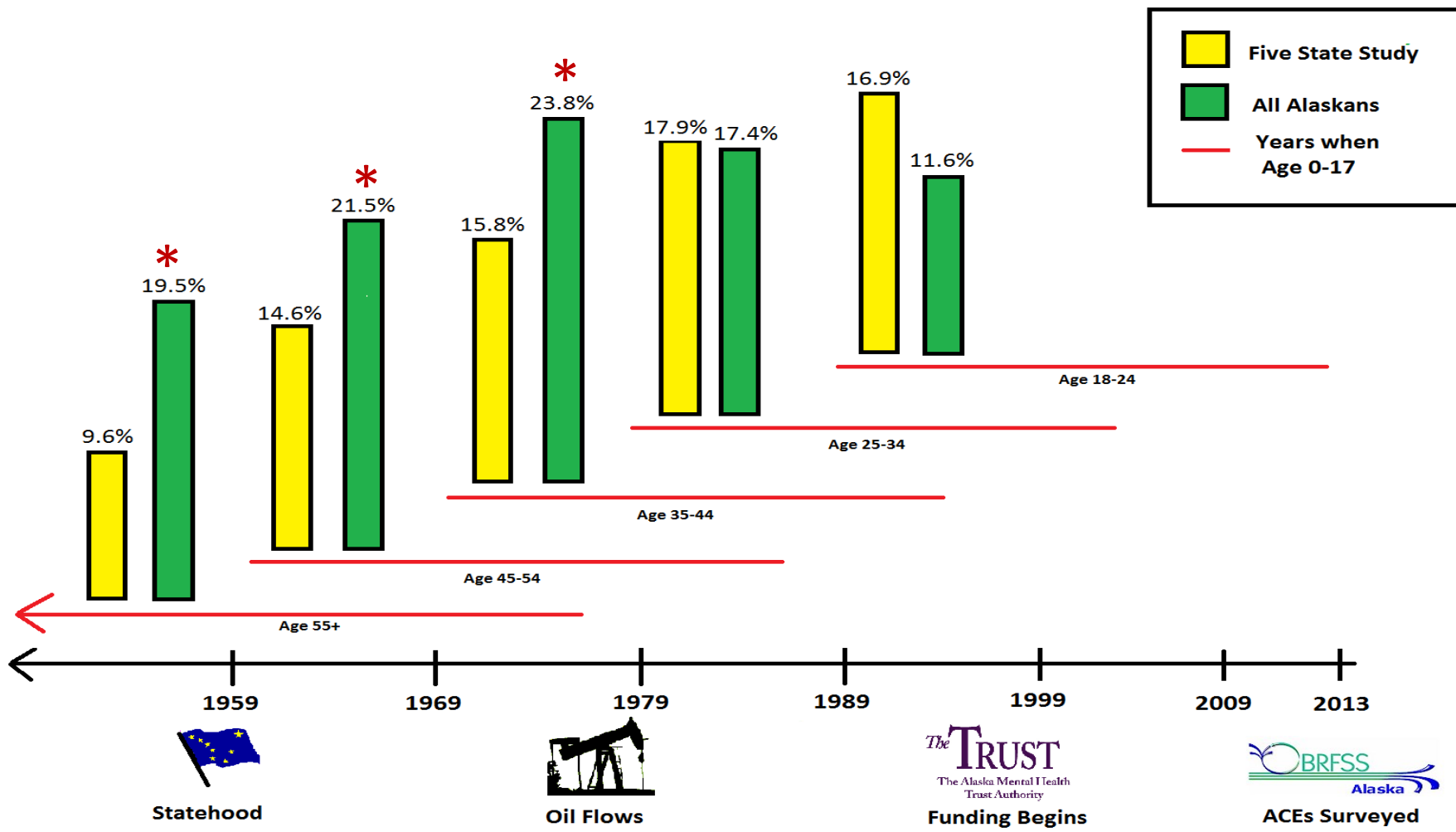
Source: Five States Study data from the Centers for Disease Control and Prevention, *Adverse Childhood Experiences Reported by Adults --- Five States, 2009*, <http://www.cdc.gov/mmwr/preview/mmwrhtml/mm5949a1.htm>

Advisory Board on Alcoholism and Drug Abuse



Alaska Mental Health Board

# Physical Abuse Prior to Age 18 as Reported by Alaskan Adults and Their Peers in a Five State Study by Age Group\*



**The differences between the 35-44, 45-54, 55+ age groups are statistically significant.**

**Source:** Alaska data from the 2013 Alaska Behavioral Risk Factor Surveillance System, Alaska Department of Health and Social Services, Division of Public Health, Section of Chronic Disease Prevention and Health Promotion  
**Source:** Five States Study data from the Centers for Disease Control and Prevention, *Adverse Childhood Experiences Reported by Adults --- Five States, 2009*, <http://www.cdc.gov/mmwr/preview/mmwrhtml/mm5949a1.htm>

Advisory Board on Alcoholism and Drug Abuse



Alaska Mental Health Board





# Sexual Abuse

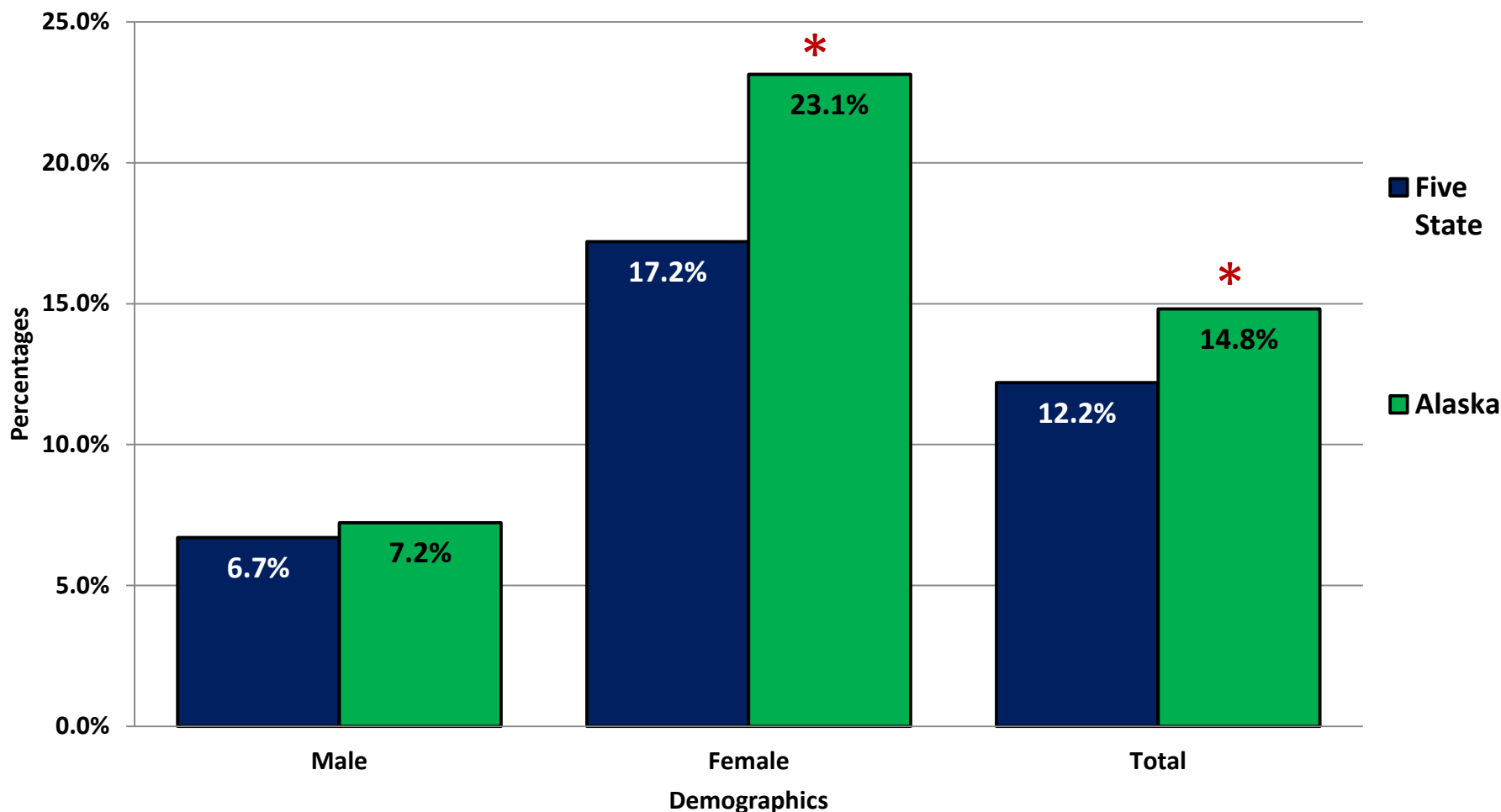
## The Questions

- **BEFORE AGE 18, HOW OFTEN DID ANYONE AT LEAST 5 YRS OLDER EVER TOUCH YOU SEXUALLY?**
- **BEFORE AGE 18, HOW OFTEN DID ANYONE AT LEAST 5 YRS OLDER EVER TRY TO MAKE YOU TOUCH THEM SEXUALLY?**
- **BEFORE AGE 18, HOW OFTEN DID ANYONE AT LEAST 5 YRS OLDER FORCE YOU TO HAVE SEX?**

## The Answers

- **ONCE**
- **MORE THAN ONCE**
- **NEVER**
- **If answered “once” or “more than once” to any of the questions than ACE Score = 1**

## Sexual Abuse Prior to Age 18 As Reported by Alaskans and Their Peers in The Five State Study\*



\* There is a statistically significant difference between Female and Total categories above.

Source: Alaska data from the 2013 Alaska Behavioral Risk Factor Surveillance System, Alaska Department of Health and Social Services, Division of Public Health, Section of Chronic Disease Prevention and Health Promotion

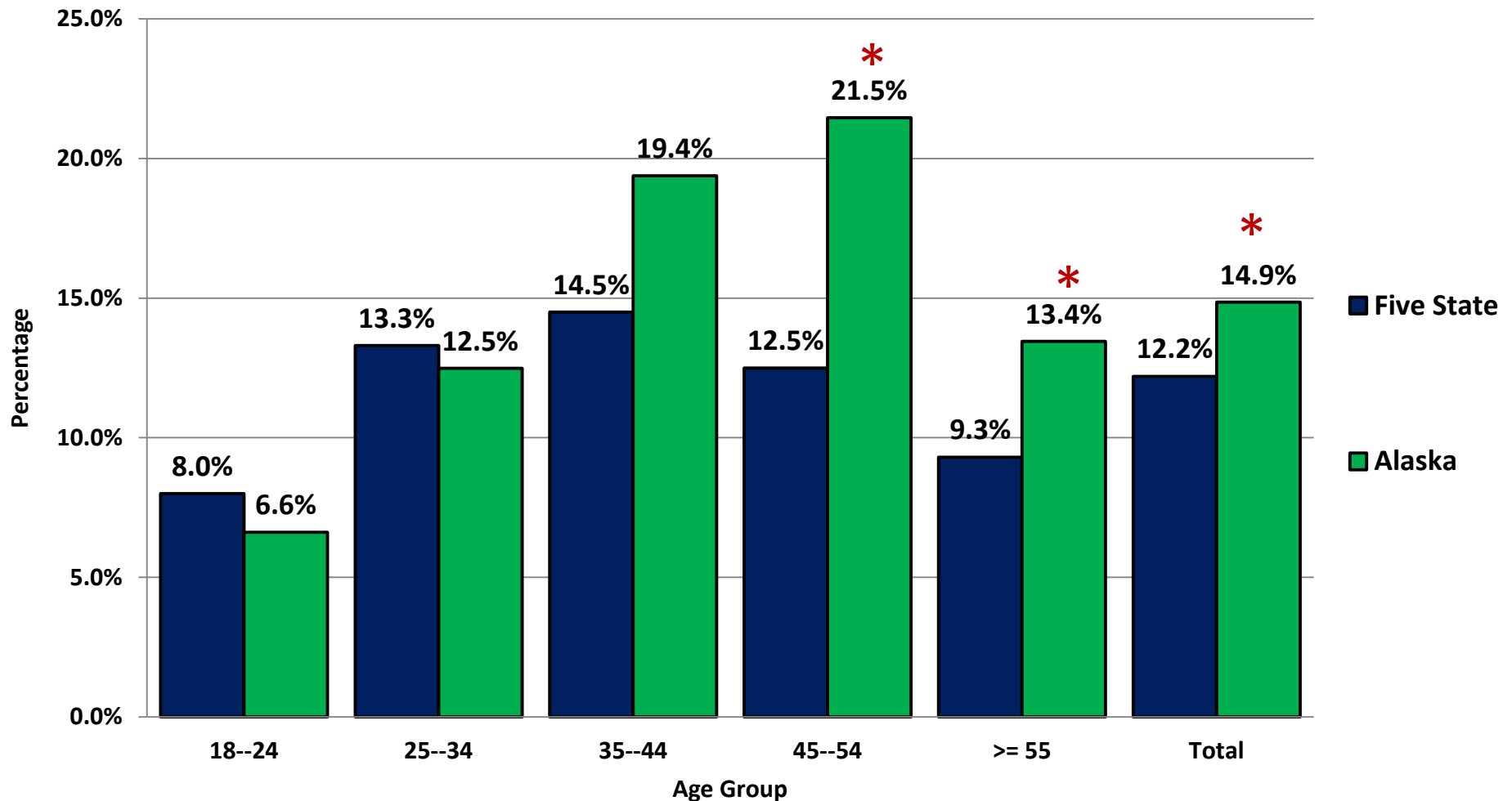
Source: Five States Study data from the Centers for Disease Control and Prevention, *Adverse Childhood Experiences Reported by Adults --- Five States, 2009*, <http://www.cdc.gov/mmwr/preview/mmwrhtml/mm5949a1.htm>

Advisory Board on Alcoholism and Drug Abuse



Alaska Mental Health Board

## Sexual Abuse Prior to Age 18 As Reported by Alaskans and Their Peers in The Five State Study\*



**\* The difference in age groups 45-54, 55+ as well as the total are statistically significant**

**Source:** Alaska data from the 2013 Alaska Behavioral Risk Factor Surveillance System, Alaska Department of Health and Social Services, Division of Public Health, Section of Chronic Disease Prevention and Health Promotion

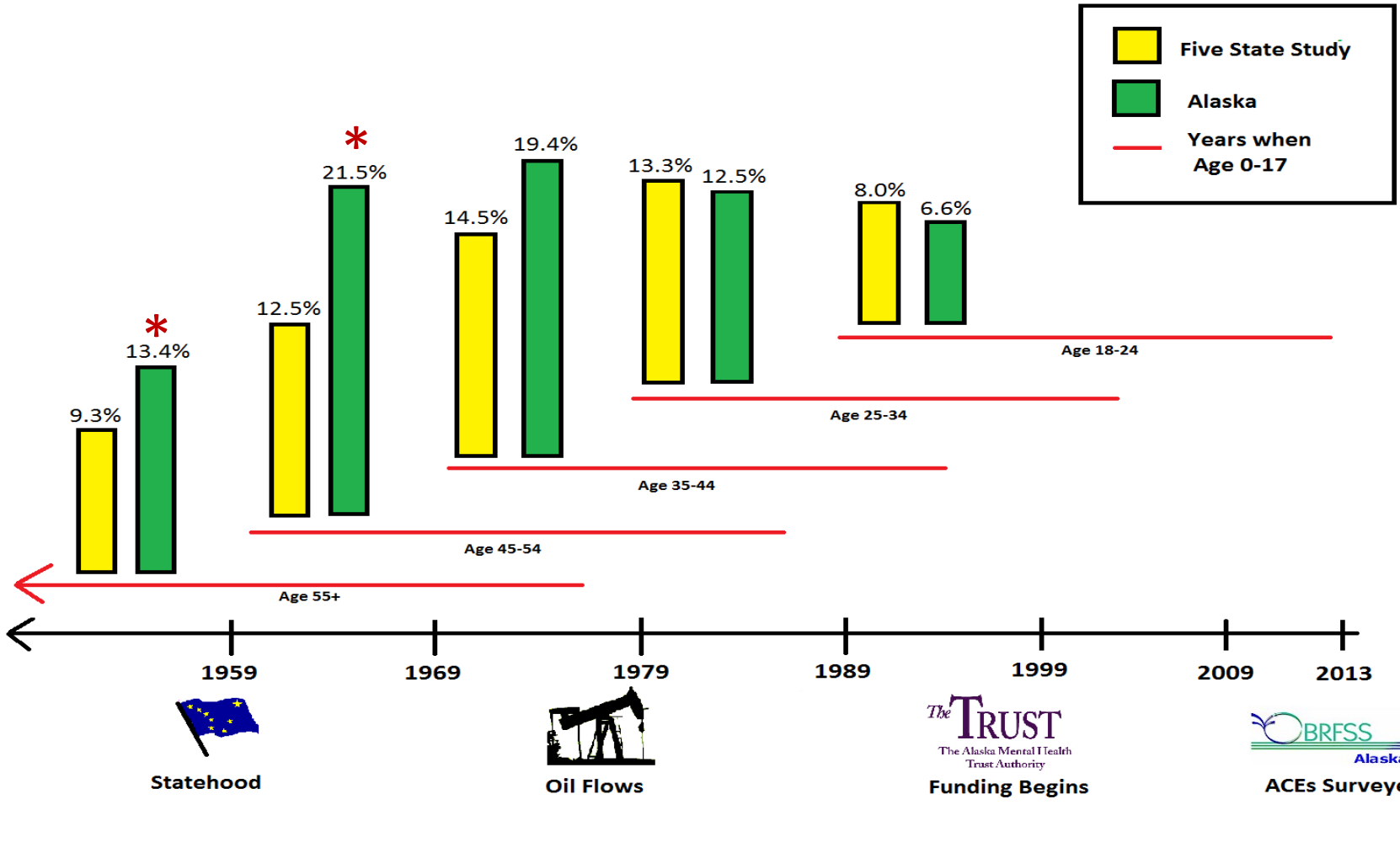
**Source:** Five States Study data from the Centers for Disease Control and Prevention, *Adverse Childhood Experiences Reported by Adults --- Five States, 2009*, <http://www.cdc.gov/mmwr/preview/mmwrhtml/mm5949a1.htm>

Advisory Board on Alcoholism and Drug Abuse



Alaska Mental Health Board

# Sexual Abuse Prior to Age 18 as Reported by Alaskan Adults and Their Peers in a Five State Study by Age Group\*



**The difference in age groups 45-54, 55+ are statistically significant**

**Source:** Alaska data from the 2013 Alaska Behavioral Risk Factor Surveillance System, Alaska Department of Health and Social Services, Division of Public Health, Section of Chronic Disease Prevention and Health Promotion

**Source:** Five States Study data from the Centers for Disease Control and Prevention, *Adverse Childhood Experiences Reported by Adults --- Five States, 2009*, <http://www.cdc.gov/mmwr/preview/mmwrhtml/mm5949a1.htm>

Advisory Board on Alcoholism and Drug Abuse



Alaska Mental Health Board



# Verbal/Emotional Abuse

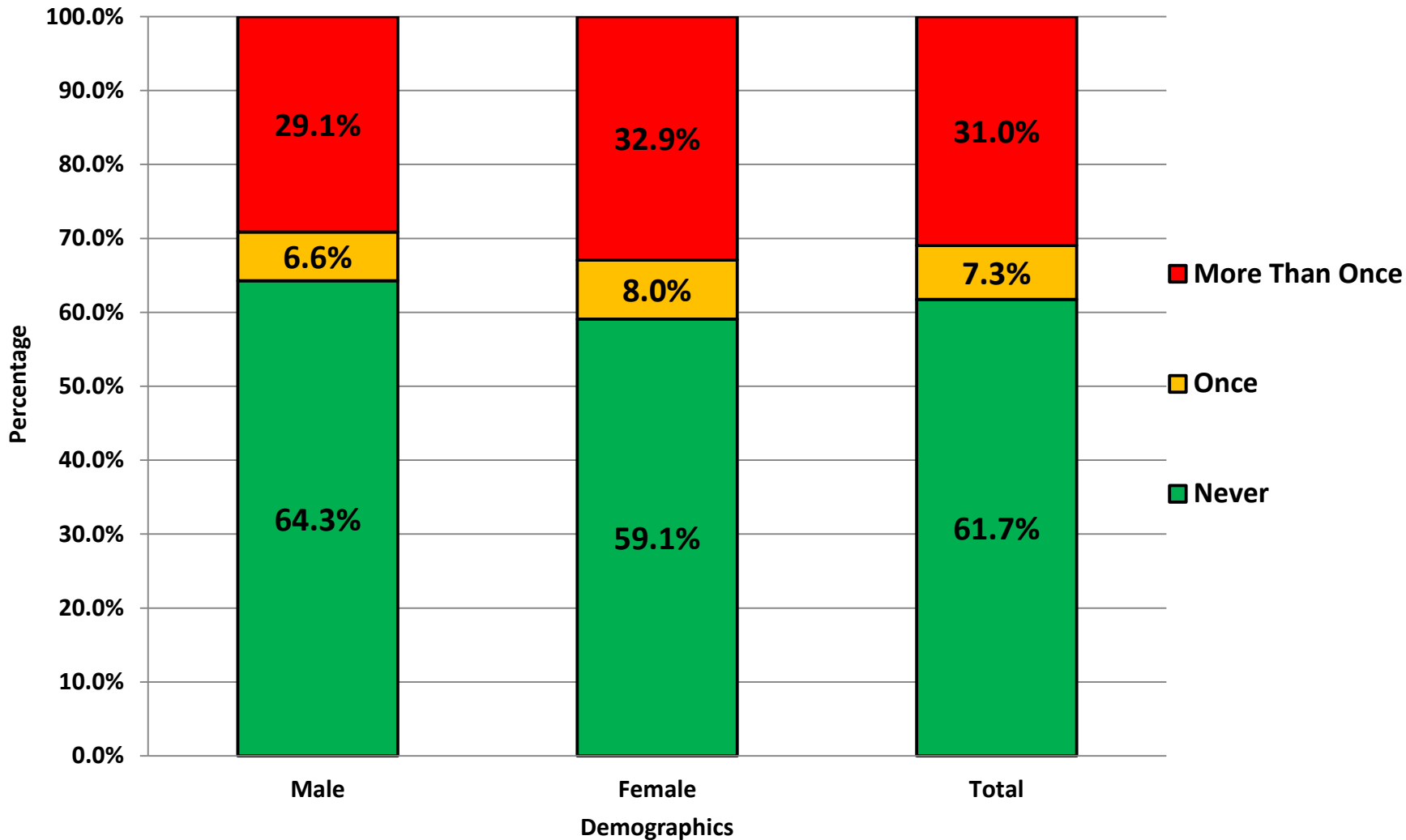
## The Question

- **BEFORE AGE 18, HOW OFTEN DID PARENT OR ADULTS IN HOME EVER SWEAR AT YOU, INSULT YOU OR PUT YOU DOWN?**

## The Answers

- **ONCE**
- **MORE THAN ONCE**
- **NEVER**
- **If answered “more than once” than ACE = 1**

# Verbal/Emotional Abuse Prior to Age 18 as Reported by Alaskan Adults



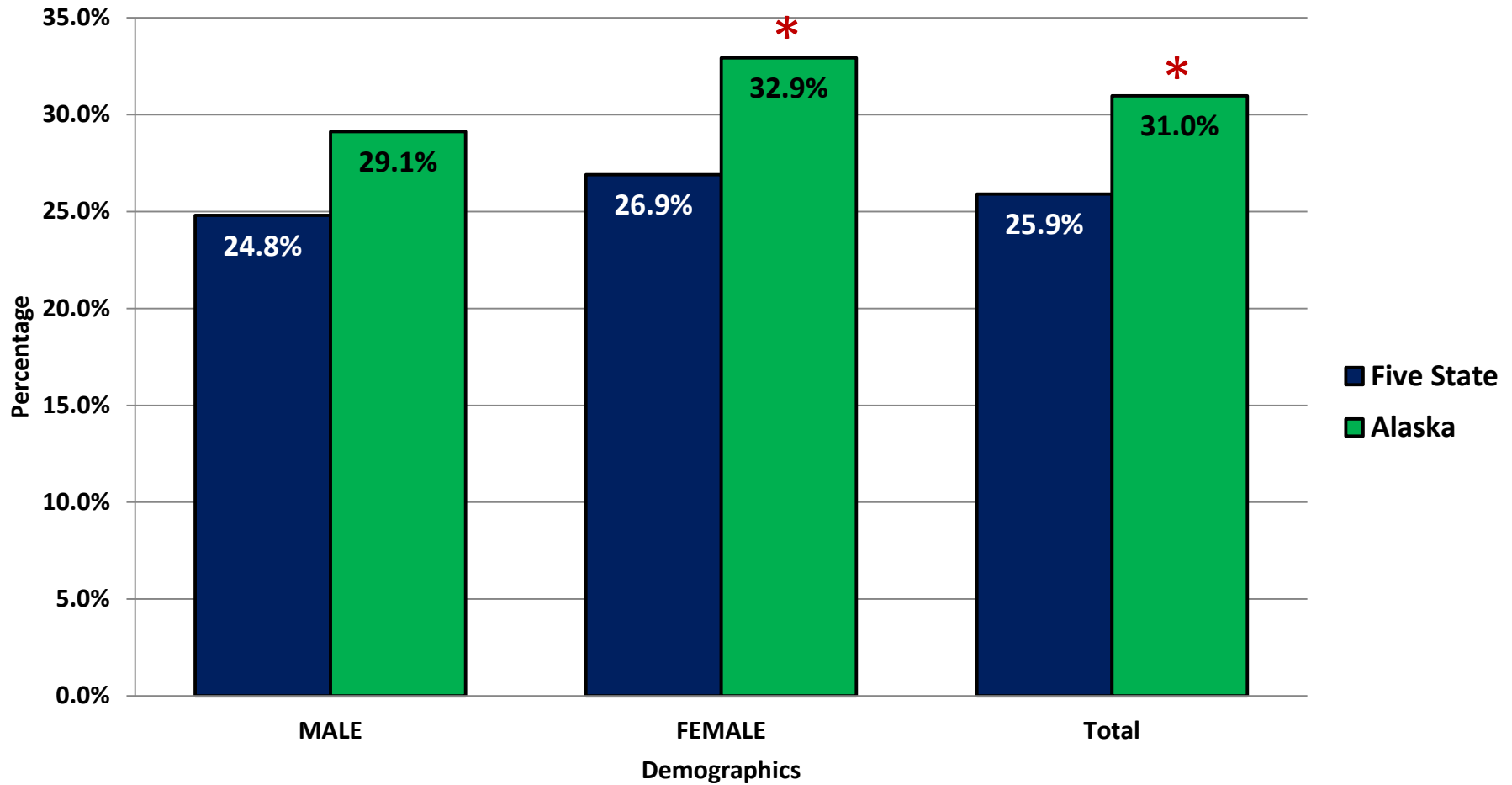
**Source:** Alaska data from the 2013 Alaska Behavioral Risk Factor Surveillance System, Alaska Department of Health and Social Services, Division of Public Health, Section of Chronic Disease Prevention and Health Promotion

Advisory Board on Alcoholism and Drug Abuse



Alaska Mental Health Board

# Verbal/Emotional Abuse Prior to Age 18 As Reported by Alaskans and Their Peers in The Five State Study\*



**\* There is a statistically significant difference between FEMALE and Total categories above.**

**Source:** Alaska data from the 2013 Alaska Behavioral Risk Factor Surveillance System, Alaska Department of Health and Social Services, Division of Public Health, Section of Chronic Disease Prevention and Health Promotion

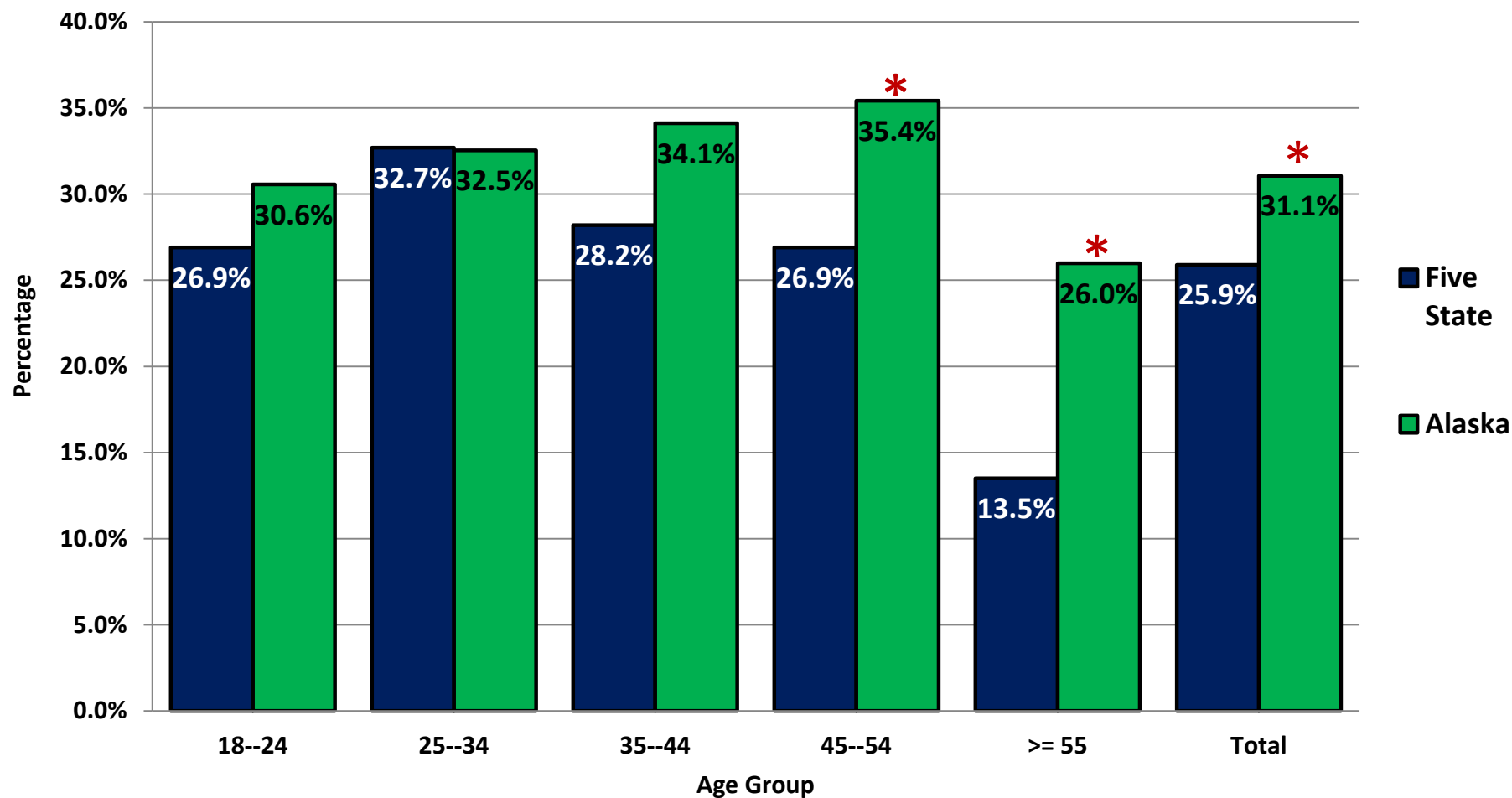
**Source:** Five States Study data from the Centers for Disease Control and Prevention, *Adverse Childhood Experiences Reported by Adults --- Five States, 2009*, <http://www.cdc.gov/mmwr/preview/mmwrhtml/mm5949a1.htm>

Advisory Board on Alcoholism  
and Drug Abuse



Alaska Mental Health Board

## Verbal/Emotional Abuse Prior to Age 18 As Reported by Alaskans and Their Peers in The Five State Study\*



\* The difference in age groups 45-54, 55+ as well as the total are statistically significant

Source: Alaska data from the 2013 Alaska Behavioral Risk Factor Surveillance System, Alaska Department of Health and Social Services, Division of Public Health, Section of Chronic Disease Prevention and Health Promotion

Source: Five States Study data from the Centers for Disease Control and Prevention, *Adverse Childhood Experiences Reported by Adults --- Five States, 2009*, <http://www.cdc.gov/mmwr/preview/mmwrhtml/mm5949a1.htm>

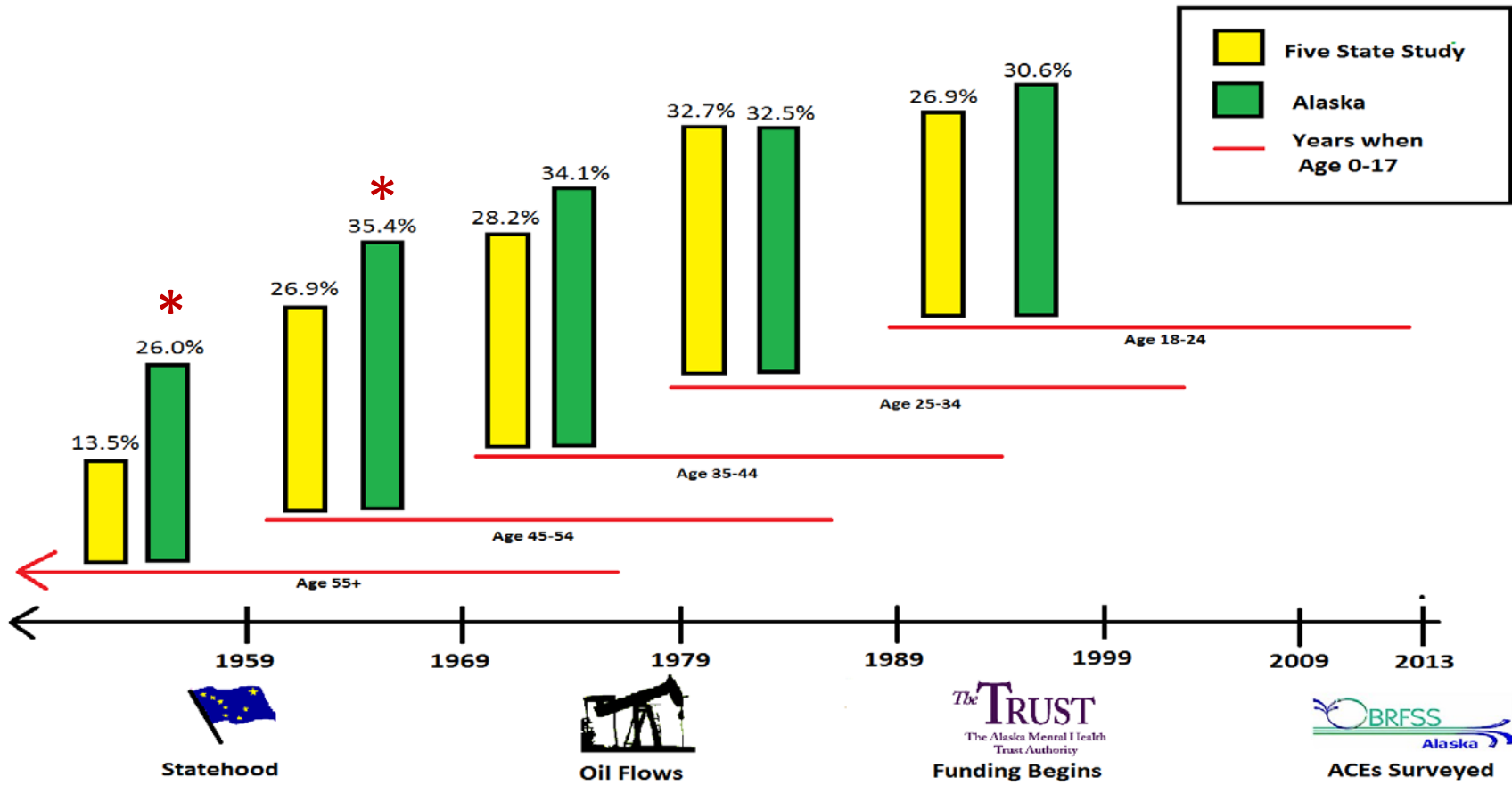
Advisory Board on Alcoholism and Drug Abuse



Alaska Mental Health Board



# Verbal Abuse Prior to Age 18 as Reported by Alaskan Adults and Their Peers in a Five State Study by Age Group\*



**\*The difference in age groups 45-54, 55+ are statistically significant**

**Source:** Alaska data from the 2013 Alaska Behavioral Risk Factor Surveillance System, Alaska Department of Health and Social Services, Division of Public Health, Section of Chronic Disease Prevention and Health Promotion

**Source:** Five States Study data from the Centers for Disease Control and Prevention, *Adverse Childhood Experiences Reported by Adults --- Five States, 2009*, <http://www.cdc.gov/mmwr/preview/mmwrhtml/mm5949a1.htm>

Advisory Board on Alcoholism and Drug Abuse



Alaska Mental Health Board



# Household Dysfunction

4. Mental Illness in the Household
5. Substance Abuse in the Household
6. Witnessing Domestic Violence
7. Separation/Divorce
8. Household Member in Prison



# Adverse Childhood Experience\*

## Household Dysfunction

	Alaska	Arkansas	Louisiana	New Mexico	Tennessee	Washington
	%	%	%	%	%	%
Mental Illness in the Home	21.9	17.0	16.6	19.4	17.1	24.3
Incarcerated Family Member	11.5	5.5	7.2	7.1	8.6	6.6
Substance Abuse in Home	33.8	25.5	26.6	29.9	28.3	32.7
Separation or Divorce	31.7	23.3	27.1	24.4	29.1	26.0
Witnessed Domestic Violence	18.7	15.1	14.5	18.9	17.1	16.6

\*Percentages in red are the highest of the states compared.

Source: Alaska data from the 2013 Alaska Behavioral Risk Factor Surveillance System, Alaska Department of Health and Social Services, Division of Public Health, Section of Chronic Disease Prevention and Health Promotion

Source: Five States Study data from the Centers for Disease Control and Prevention, *Adverse Childhood Experiences Reported by Adults --- Five States, 2009*, <http://www.cdc.gov/mmwr/preview/mmwrhtml/mm5949a1.htm>

Advisory Board on Alcoholism and Drug Abuse



Alaska Mental Health Board



# Household Mental Illness

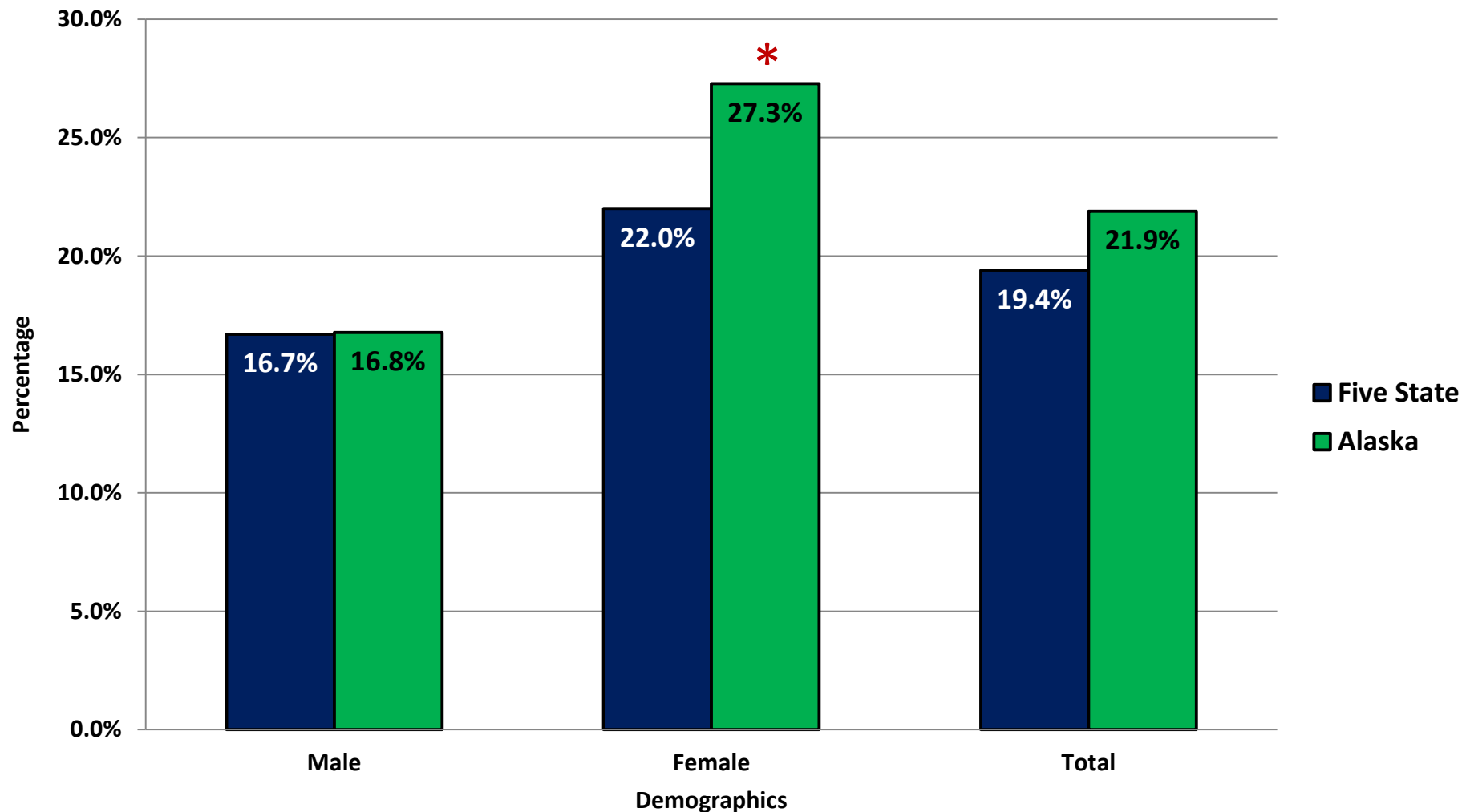
## The Question

**BEFORE AGE 18, DID YOU LIVE WITH ANYONE WHO WAS DEPRESSED, MENTALLY ILL OR SUICIDAL?**

## The Answers

- **Yes**
- **No**
- **If answered “yes” than ACE = 1**

## Exposed to Household Mental Illness Prior to Age 18 As Reported by Alaskans and Their Peers in The Five State Study\*



\* The difference in the female demographic is statistically significant

Source: Alaska data from the 2013 Alaska Behavioral Risk Factor Surveillance System, Alaska Department of Health and Social Services, Division of Public Health, Section of Chronic Disease Prevention and Health Promotion

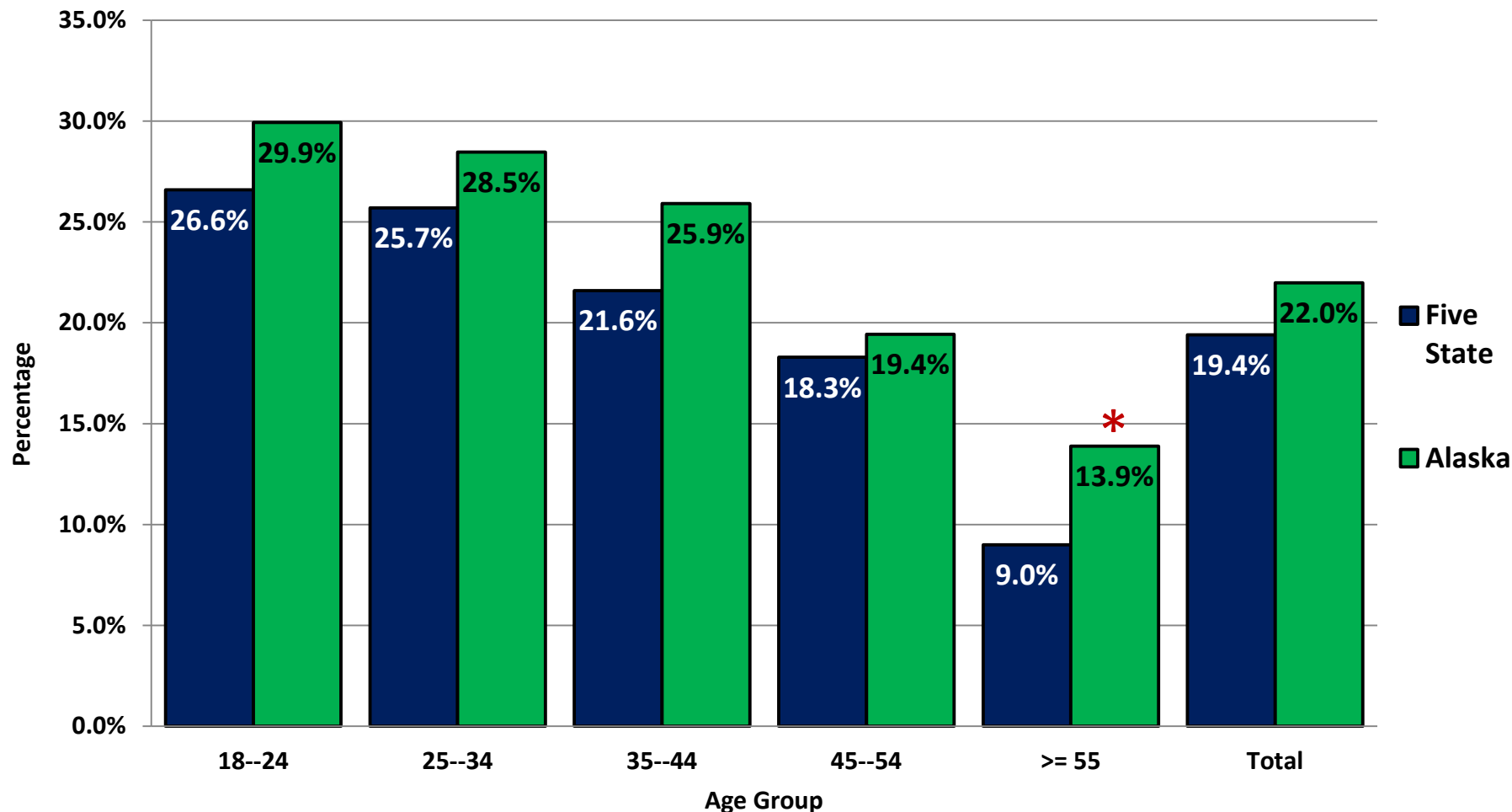
Source: Five States Study data from the Centers for Disease Control and Prevention, *Adverse Childhood Experiences Reported by Adults --- Five States, 2009*, <http://www.cdc.gov/mmwr/preview/mmwrhtml/mm5949a1.htm>

Advisory Board on Alcoholism and Drug Abuse



Alaska Mental Health Board

## Exposed to Household Mental Illness Prior to Age 18 As Reported by Alaskans and Their Peers in The Five State Study\*



**\* The difference in age group 55+ is statistically significant**

**Source:** Alaska data from the 2013 Alaska Behavioral Risk Factor Surveillance System, Alaska Department of Health and Social Services, Division of Public Health, Section of Chronic Disease Prevention and Health Promotion

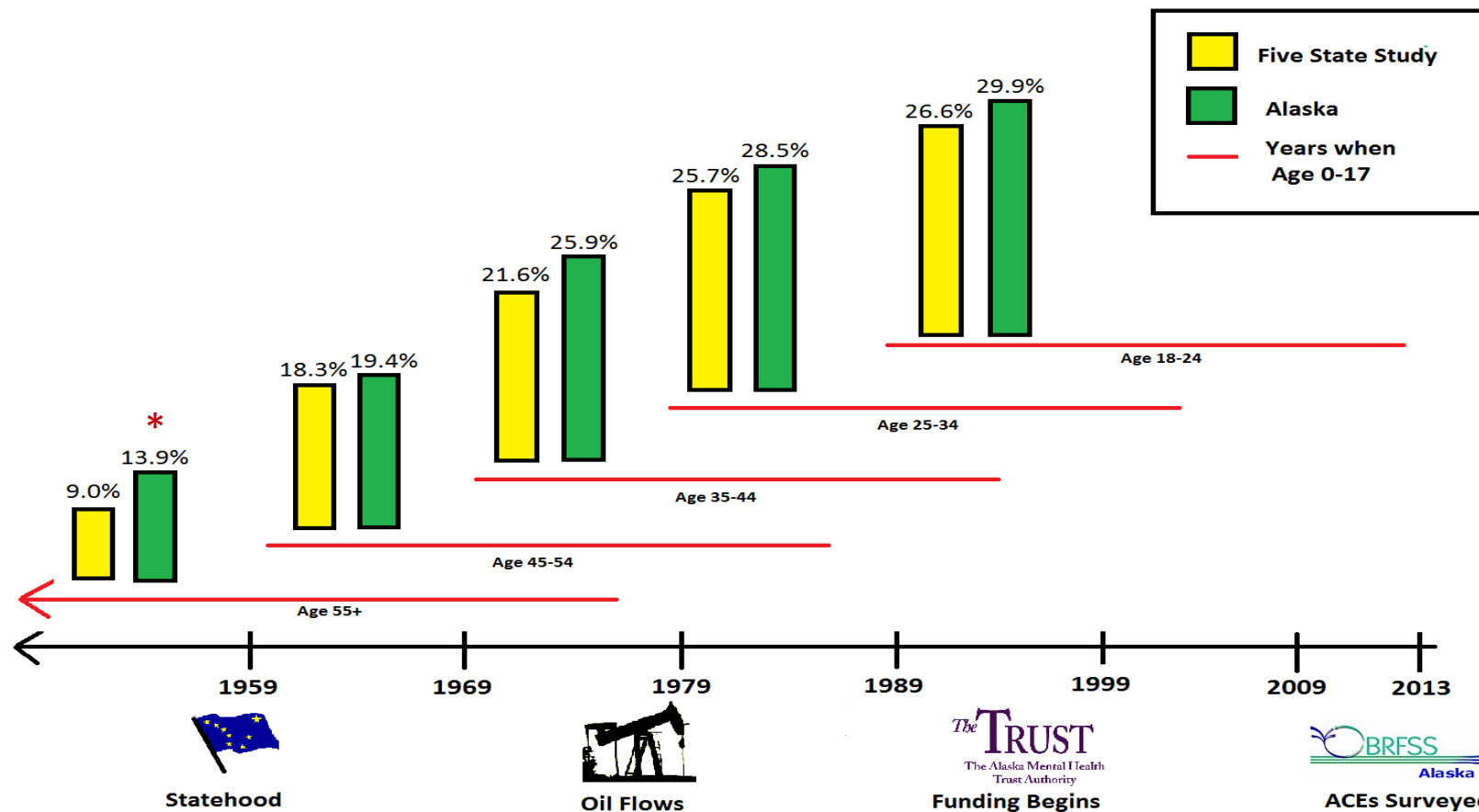
**Source:** Five States Study data from the Centers for Disease Control and Prevention, *Adverse Childhood Experiences Reported by Adults --- Five States, 2009*, <http://www.cdc.gov/mmwr/preview/mmwrhtml/mm5949a1.htm>

Advisory Board on Alcoholism  
and Drug Abuse



Alaska Mental Health Board

# Exposed to Household Mental Illness Prior to age 18 as Reported by Adults in Alaska and In a Five State Study by Age Group\*



**\* The difference in age group 55+ is statistically significant**

**Source:** Alaska data from the 2013 Alaska Behavioral Risk Factor Surveillance System, Alaska Department of Health and Social Services, Division of Public Health, Section of Chronic Disease Prevention and Health Promotion

**Source:** Five States Study data from the Centers for Disease Control and Prevention, *Adverse Childhood Experiences Reported by Adults --- Five States, 2009*, <http://www.cdc.gov/mmwr/preview/mmwrhtml/mm5949a1.htm>

Advisory Board on Alcoholism and Drug Abuse



Alaska Mental Health Board



# Witnessing Domestic Violence

## The Question

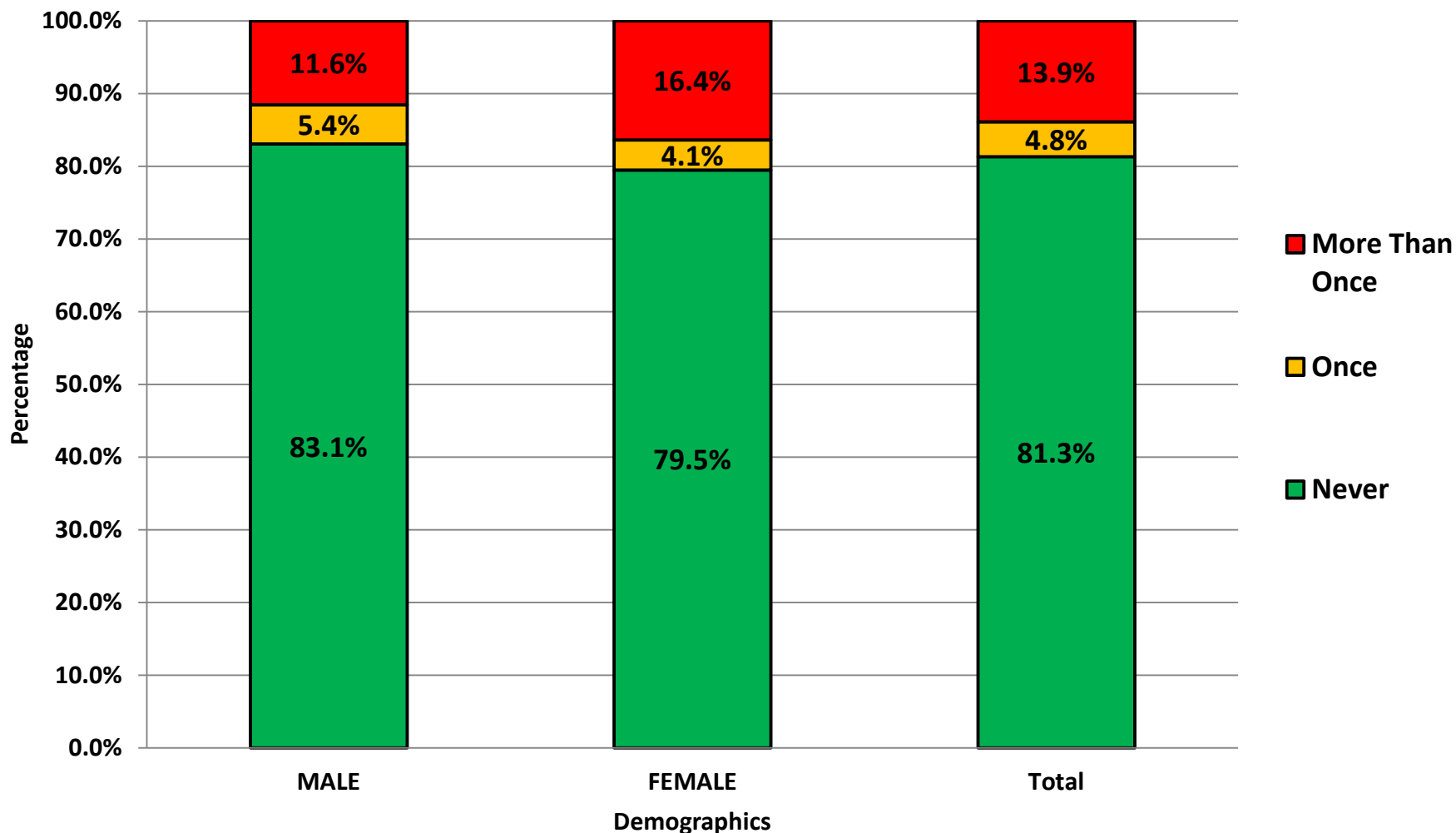
- **BEFORE AGE 18, HOW OFTEN DID YOUR PARENTS OR ADULTS IN HOME EVER SLAP, HIT, KICK, PUNCH OR BEAT EACH OTHER UP?**

## The Answers

- **Yes**
- **No**
- **If answered “yes” than ACE = 1**



# Witnessing Domestic Violence Prior to Age 18 as Reported by Alaskan Adults



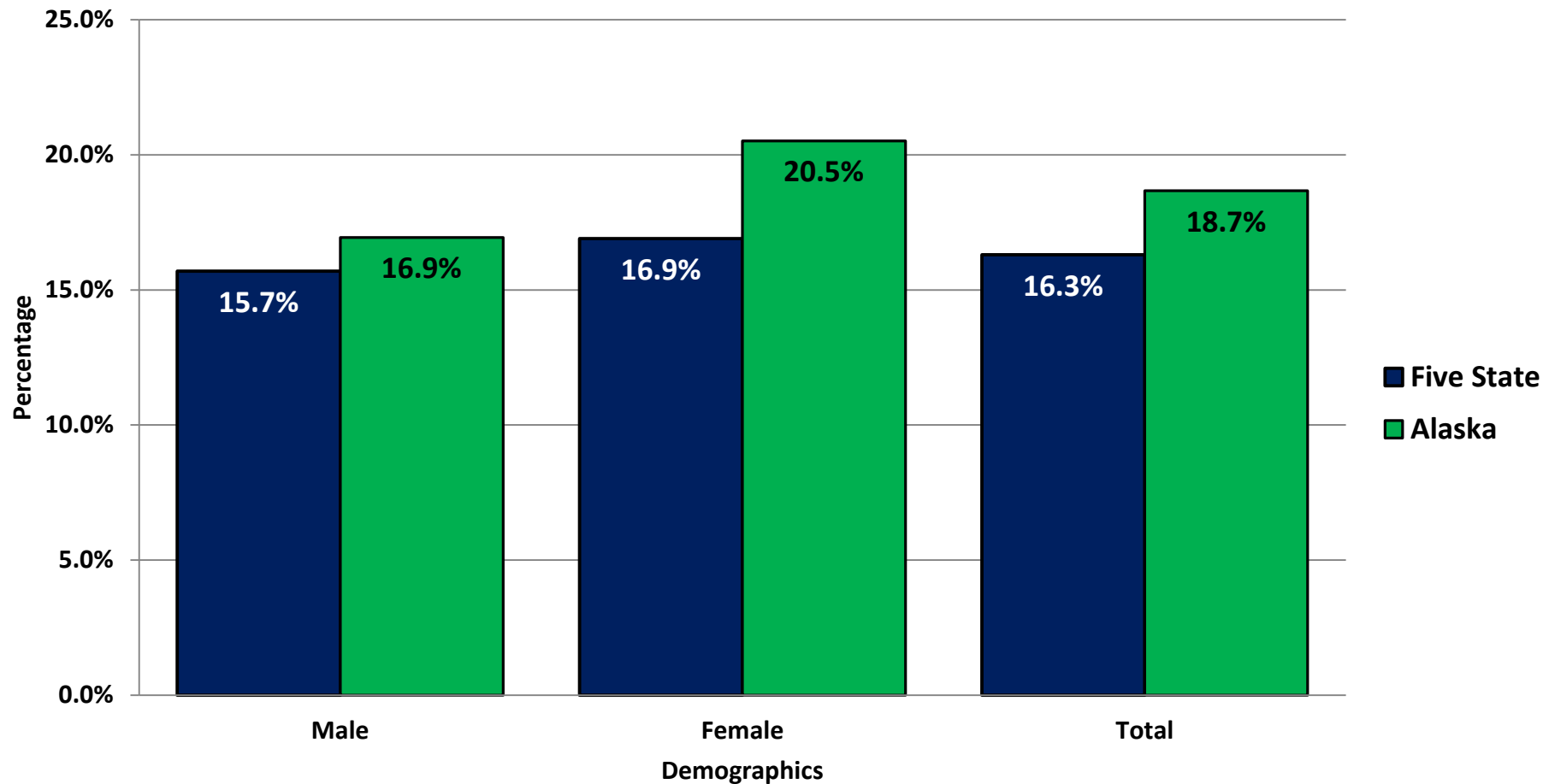
**Source:** Alaska data from the 2013 Alaska Behavioral Risk Factor Surveillance System, Alaska Department of Health and Social Services, Division of Public Health, Section of Chronic Disease Prevention and Health Promotion

Advisory Board on Alcoholism and Drug Abuse



Alaska Mental Health Board

## Witnessing Domestic Violence Prior to Age 18 As Reported by Alaskans and Their Peers in The Five State Study\*



**\* There is no statistically significant difference between the five state and Alaska data above**

**Source:** Alaska data from the 2013 Alaska Behavioral Risk Factor Surveillance System, Alaska Department of Health and Social Services, Division of Public Health, Section of Chronic Disease Prevention and Health Promotion

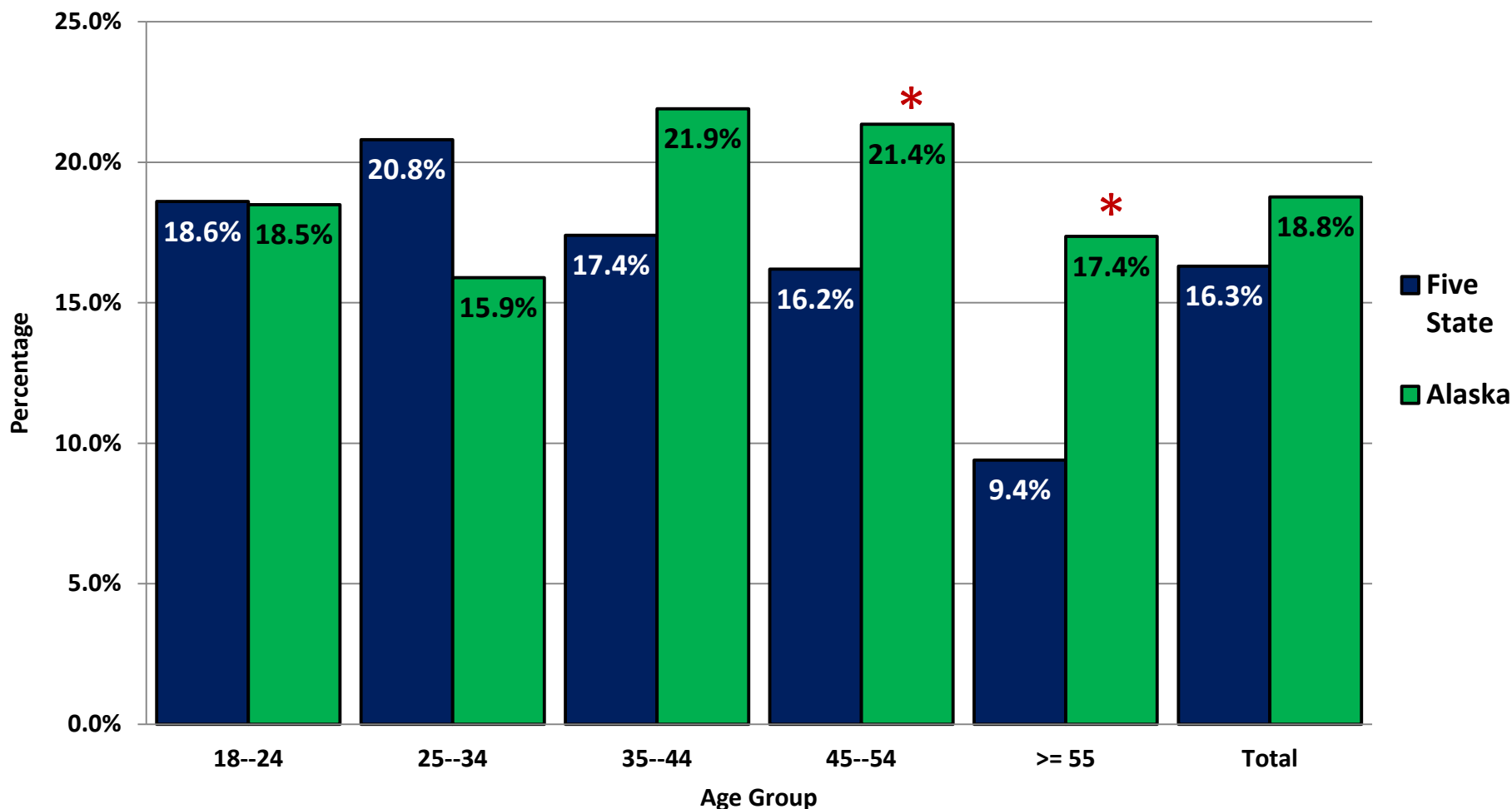
**Source:** Five States Study data from the Centers for Disease Control and Prevention, *Adverse Childhood Experiences Reported by Adults --- Five States, 2009*, <http://www.cdc.gov/mmwr/preview/mmwrhtml/mm5949a1.htm>

Advisory Board on Alcoholism  
and Drug Abuse



Alaska Mental Health Board

## Witnessing Domestic Violence Prior to Age 18 As Reported by Alaskans and Their Peers in The Five State Study\*



**\* The difference in age groups 45-54, 55+ are statistically significant**

**Source:** Alaska data from the 2013 Alaska Behavioral Risk Factor Surveillance System, Alaska Department of Health and Social Services, Division of Public Health, Section of Chronic Disease Prevention and Health Promotion

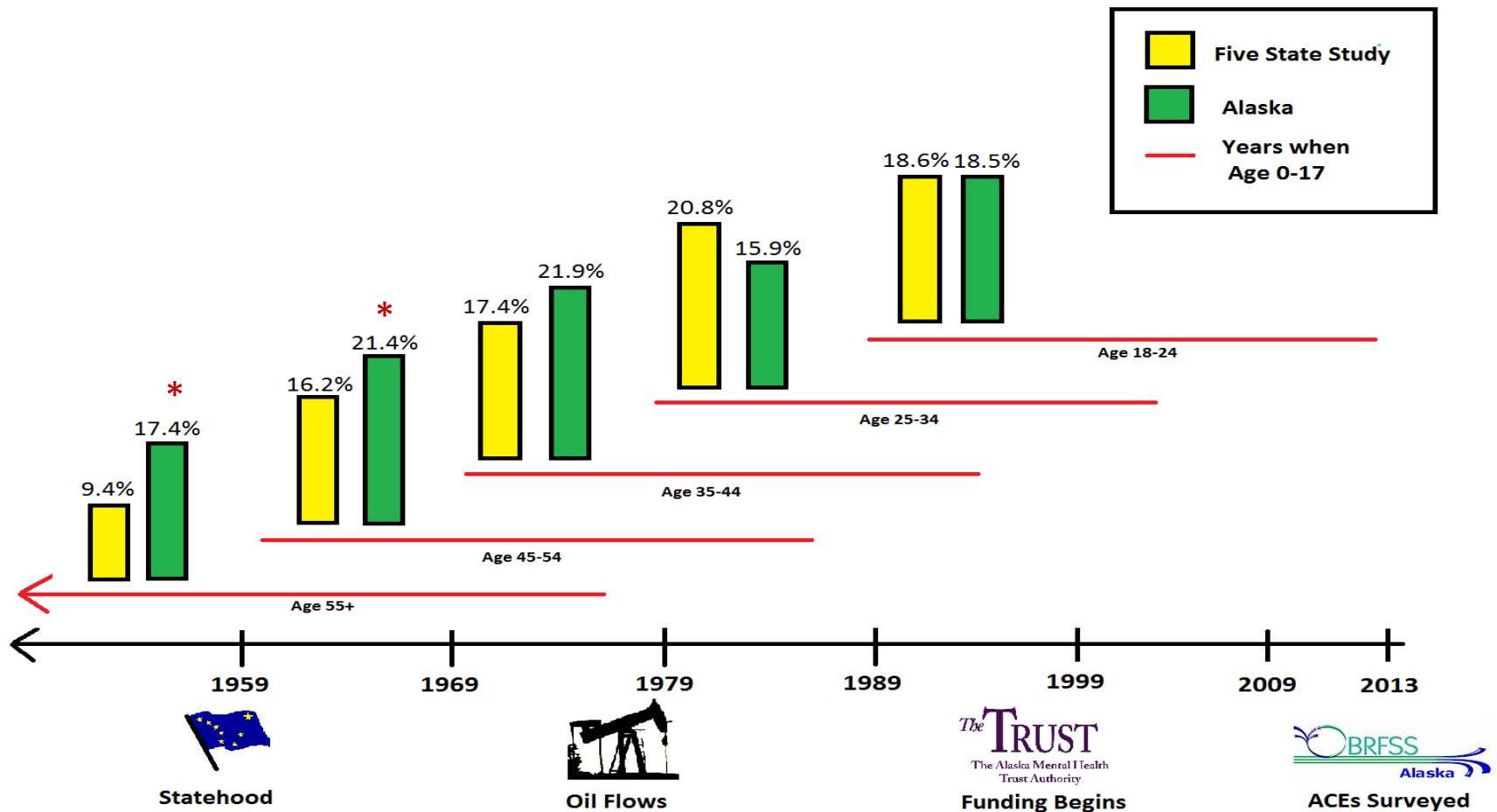
**Source:** Five States Study data from the Centers for Disease Control and Prevention, *Adverse Childhood Experiences Reported by Adults --- Five States, 2009*, <http://www.cdc.gov/mmwr/preview/mmwrhtml/mm5949a1.htm>

Advisory Board on Alcoholism and Drug Abuse



Alaska Mental Health Board

# Witnessing Domestic Violence Prior to age 18 as Reported by Adults in Alaska and In a Five State Study by Age Group\*



\* The difference in age groups 45-54, 55+ are statistically significant

**Source:** Alaska data from the 2013 Alaska Behavioral Risk Factor Surveillance System, Alaska Department of Health and Social Services, Division of Public Health, Section of Chronic Disease Prevention and Health Promotion

**Source:** Five States Study data from the Centers for Disease Control and Prevention, *Adverse Childhood Experiences Reported by Adults --- Five States, 2009*, <http://www.cdc.gov/mmwr/preview/mmwrhtml/mm5949a1.htm>

Advisory Board on Alcoholism and Drug Abuse



Alaska Mental Health Board



# Household Member in Jail

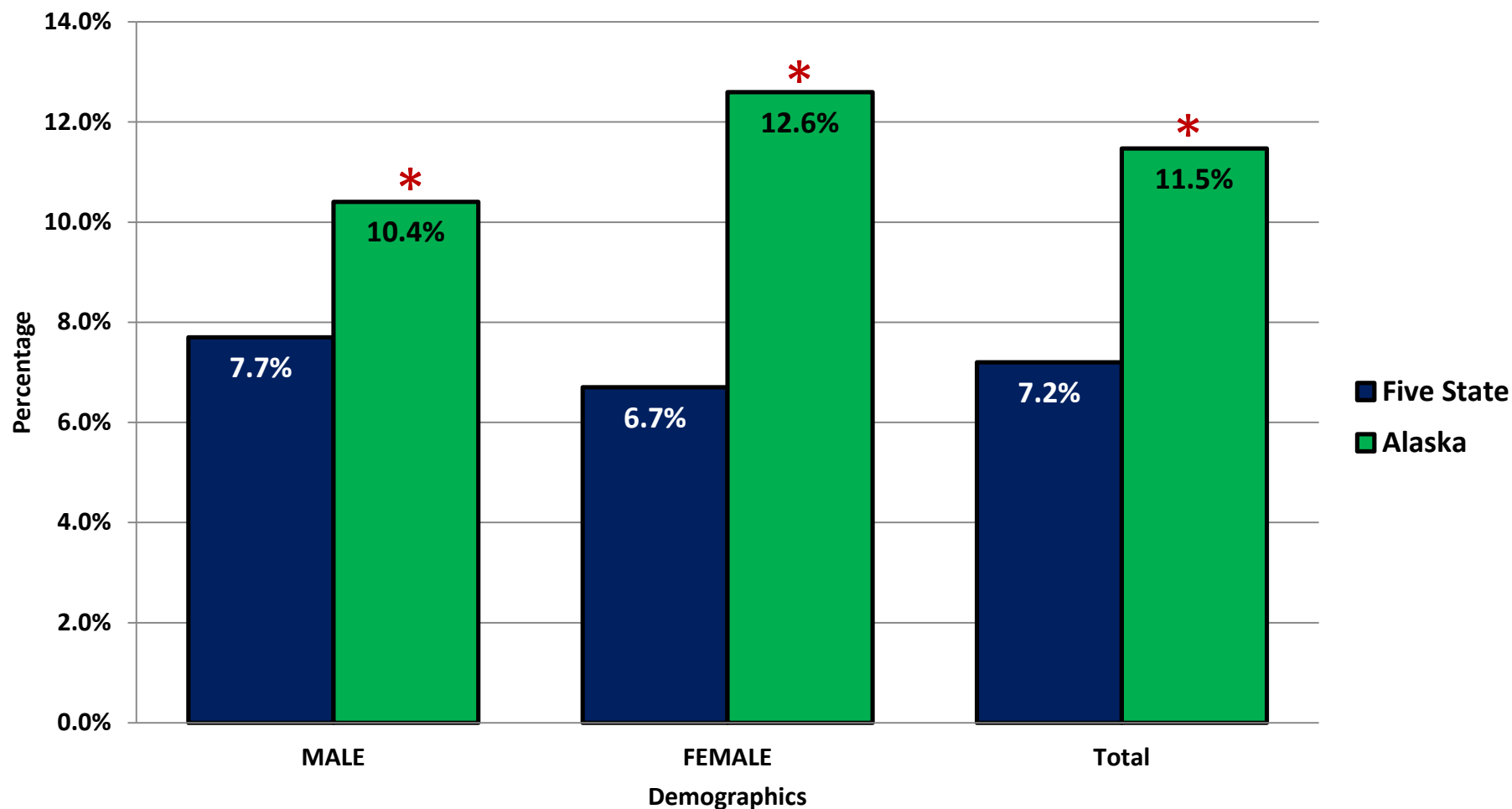
## The Question

- **BEFORE AGE 18, DID YOU LIVE WITH ANYONE WHO SERVED TIME OR WAS SENTENCED TO PRISON OR JAIL?**

## The Answers

- **Yes**
- **No**
- **If answered “yes” than ACE = 1**

# Exposed to an Household Member Incarcerated Prior to Age 18 As Reported by Alaskans and Their Peers in The Five State Study\*



**\* There is a statistically significant difference between all categories above.**

**Source:** Alaska data from the 2013 Alaska Behavioral Risk Factor Surveillance System, Alaska Department of Health and Social Services, Division of Public Health, Section of Chronic Disease Prevention and Health Promotion

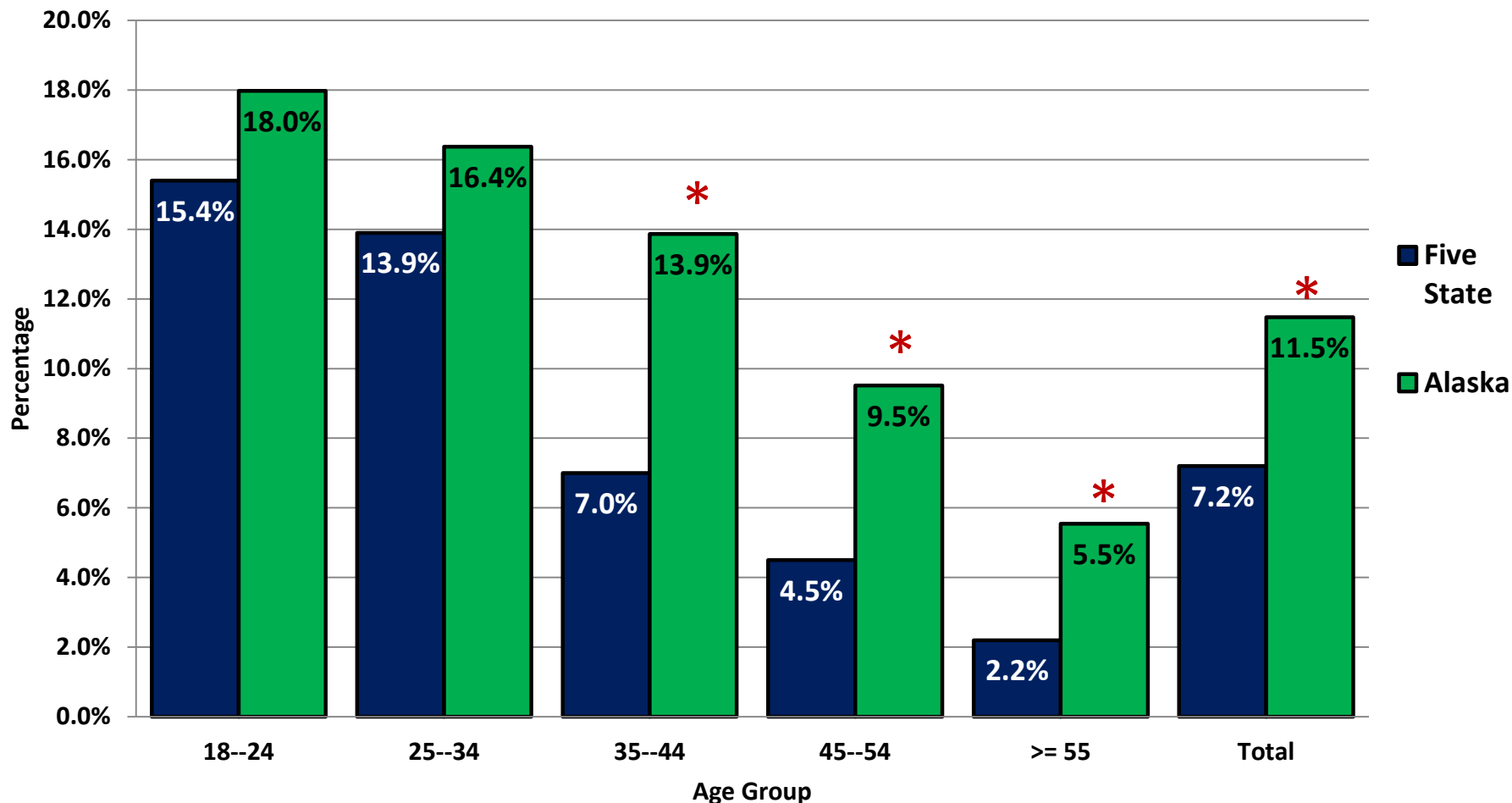
**Source:** Five States Study data from the Centers for Disease Control and Prevention, *Adverse Childhood Experiences Reported by Adults --- Five States, 2009*, <http://www.cdc.gov/mmwr/preview/mmwrhtml/mm5949a1.htm>

Advisory Board on Alcoholism  
and Drug Abuse



Alaska Mental Health Board

## Exposed to an Household Member Incarcerated Prior to Age 18 As Reported by Alaskans and Their Peers in The Five State Study\*



\* The difference in age groups 35-44, 45-54, 55+ as well as the total are statistically significant

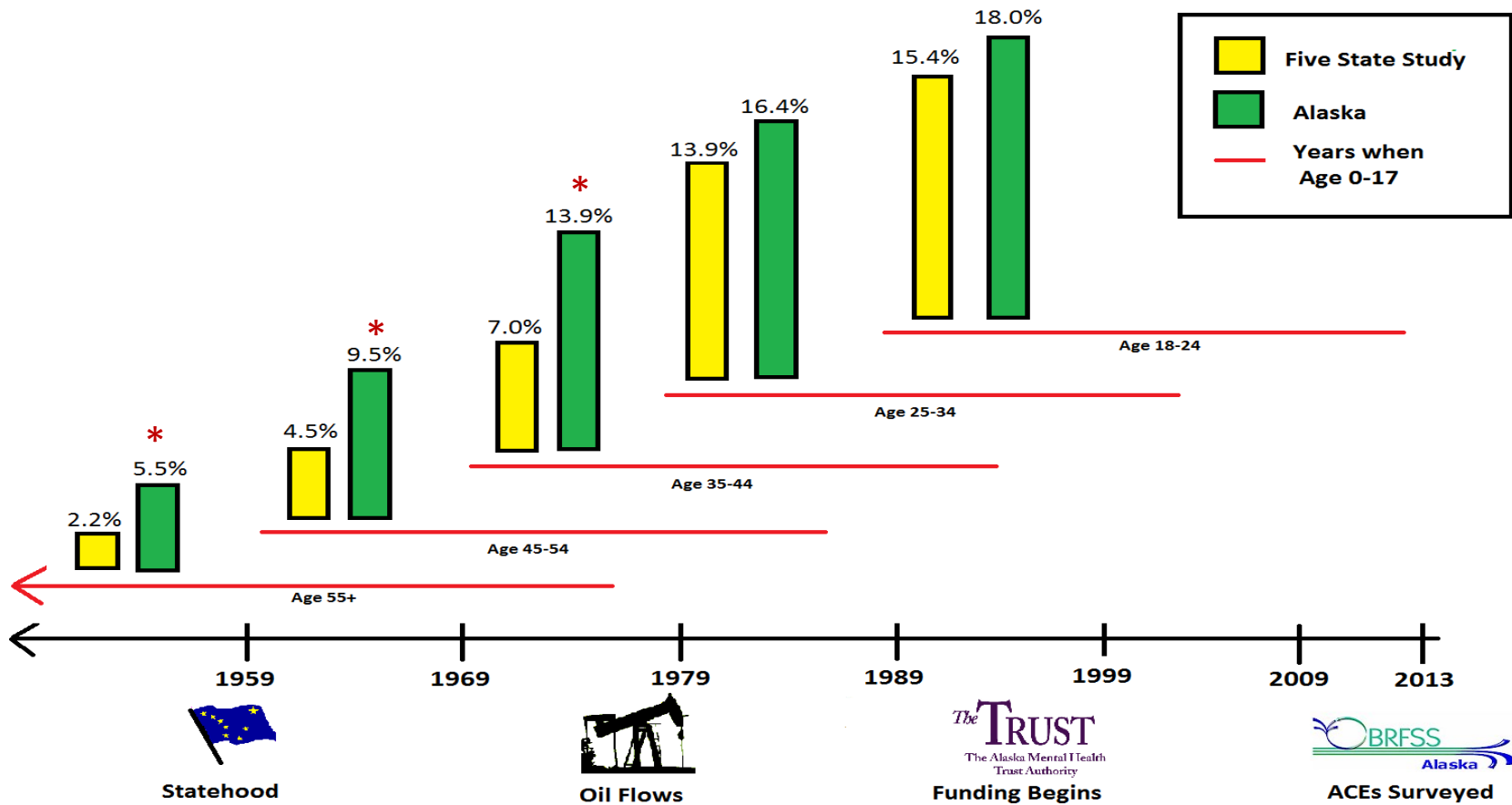
**Source:** Alaska data from the 2013 Alaska Behavioral Risk Factor Surveillance System, Alaska Department of Health and Social Services, Division of Public Health, Section of Chronic Disease Prevention and Health Promotion  
**Source:** Five States Study data from the Centers for Disease Control and Prevention, *Adverse Childhood Experiences Reported by Adults --- Five States, 2009*, <http://www.cdc.gov/mmwr/preview/mmwrhtml/mm5949a1.htm>

Advisory Board on Alcoholism  
and Drug Abuse



Alaska Mental Health Board

# Exposed to an Incarcerated Household Member Prior to age 18 as Reported by Adults in Alaska and In a Five State Study by Age Group\*



\* The difference in age groups 35-44, 45-54, 55+ as well as the total are statistically significant

Source: Alaska data from the 2013 Alaska Behavioral Risk Factor Surveillance System, Alaska Department of Health and Social Services, Division of Public Health, Section of Chronic Disease Prevention and Health Promotion

Source: Five States Study data from the Centers for Disease Control and Prevention, *Adverse Childhood Experiences Reported by Adults --- Five States, 2009*, <http://www.cdc.gov/mmwr/preview/mmwrhtml/mm5949a1.htm>

Advisory Board on Alcoholism and Drug Abuse



Alaska Mental Health Board





# Household Substance Abuse

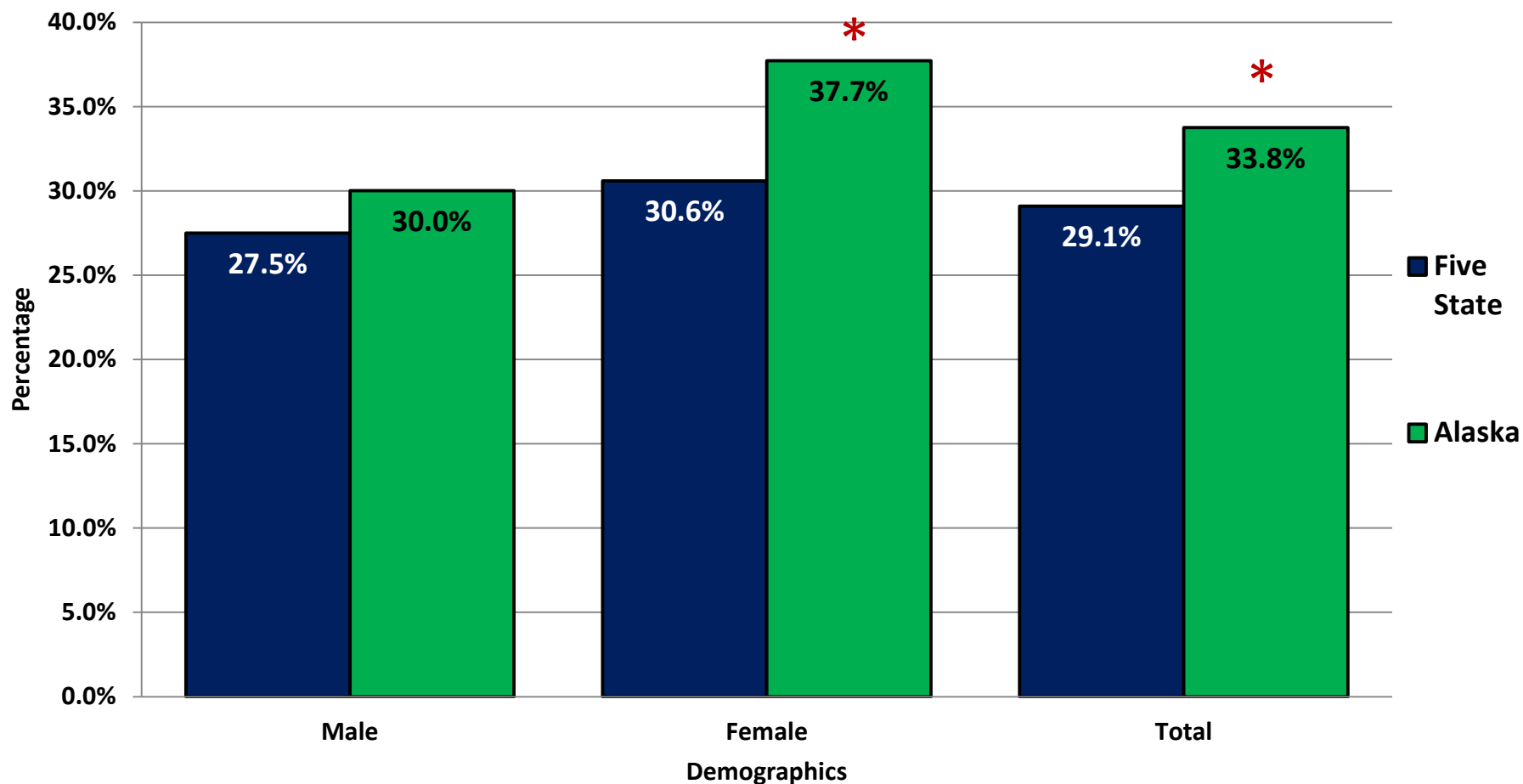
## The Questions

- **BEFORE AGE 18, DID YOU LIVE WITH ANYONE WHO WAS A PROBLEM DRINKER OR ALCOHOLIC?**
- **BEFORE AGE 18, DID YOU LIVE WITH ANYONE WHO USED ILLEGAL STREET DRUGS OR ABUSED PRESCRIPTION MEDICATIONS?**

## The Answers

- **Yes**
- **No**
- **If answered “yes” to either question than ACE = 1**

## Exposed to Household Substance Abuse Prior to Age 18 As Reported by Alaskans and Their Peers in The Five State Study\*



\* There is a statistically significant difference between FEMALE and Total categories above.

Source: Alaska data from the 2013 Alaska Behavioral Risk Factor Surveillance System, Alaska Department of Health and Social Services, Division of Public Health, Section of Chronic Disease Prevention and Health Promotion

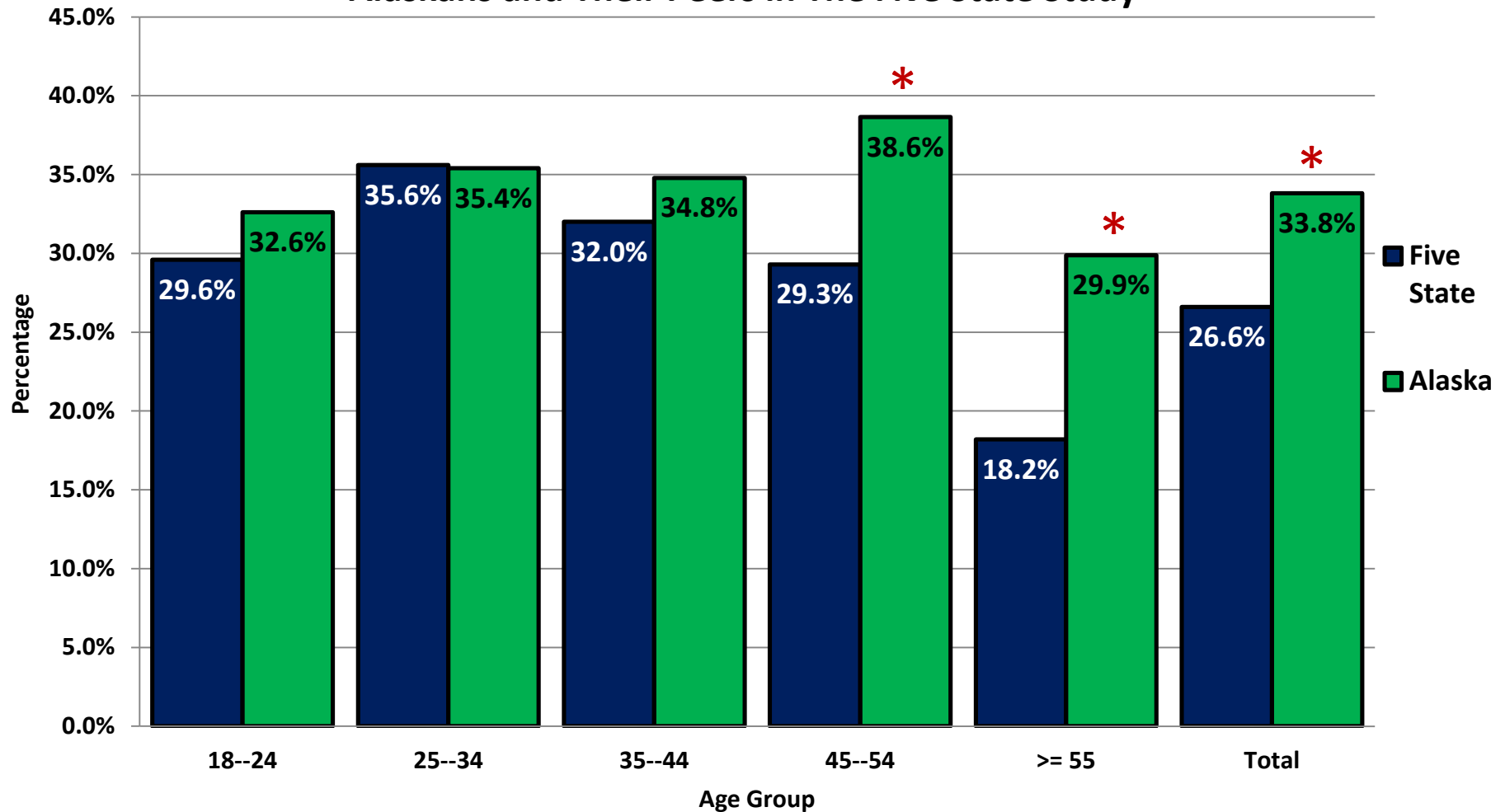
Source: Five States Study data from the Centers for Disease Control and Prevention, *Adverse Childhood Experiences Reported by Adults --- Five States, 2009*, <http://www.cdc.gov/mmwr/preview/mmwrhtml/mm5949a1.htm>

Advisory Board on Alcoholism and Drug Abuse



Alaska Mental Health Board

## Exposed to Household Substance Abuse Prior to Age 18 As Reported by Alaskans and Their Peers in The Five State Study\*



\* The difference in age groups 45-54, 55+ as well as the total are statistically significant

Source: Alaska data from the 2013 Alaska Behavioral Risk Factor Surveillance System, Alaska Department of Health and Social Services, Division of Public Health, Section of Chronic Disease Prevention and Health Promotion

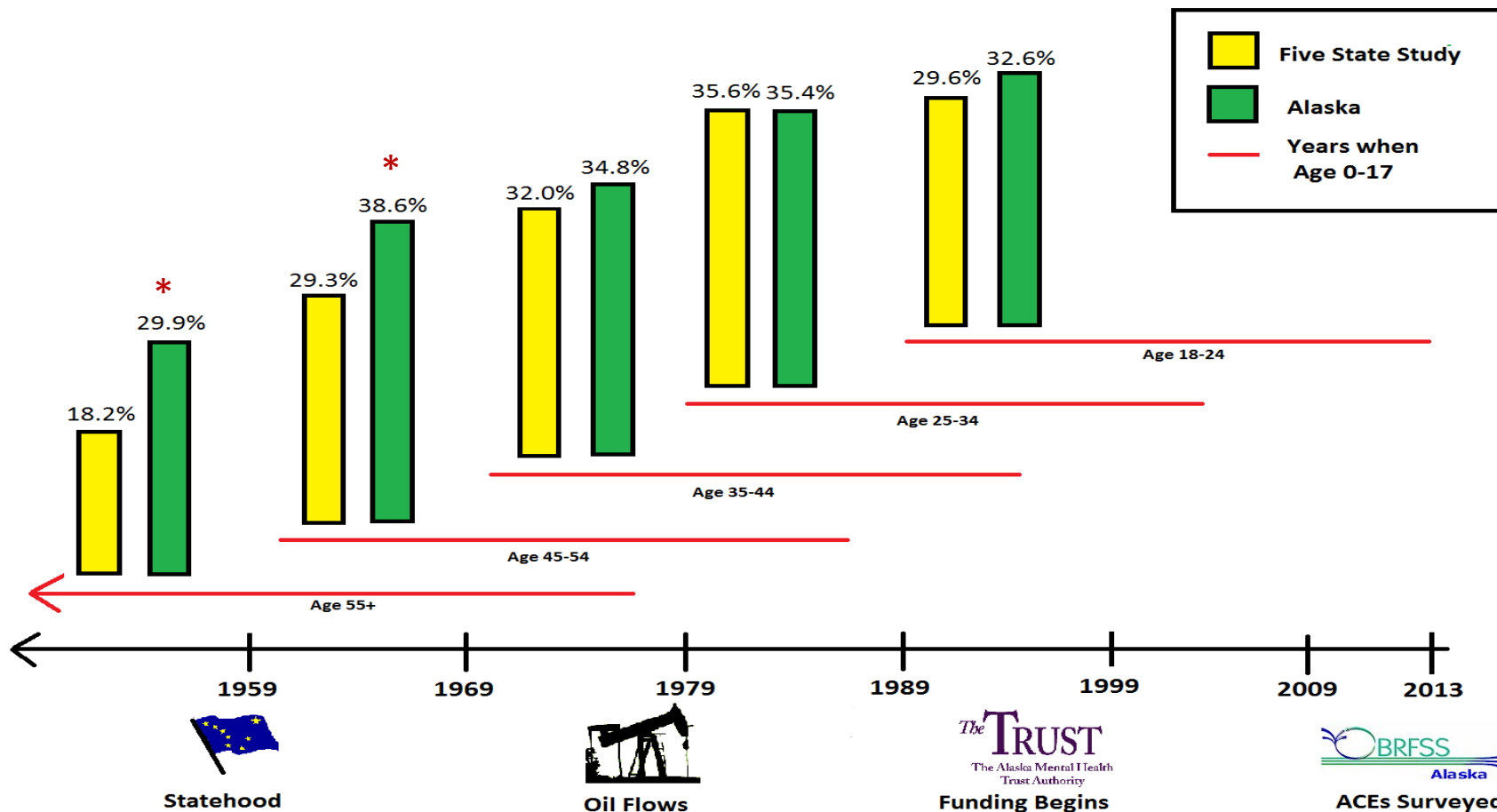
Source: Five States Study data from the Centers for Disease Control and Prevention, *Adverse Childhood Experiences Reported by Adults --- Five States, 2009*, <http://www.cdc.gov/mmwr/preview/mmwrhtml/mm5949a1.htm>

Advisory Board on Alcoholism and Drug Abuse



Alaska Mental Health Board

# Exposed to Household Substance Abuse Prior to age 18 as Reported by Adults in Alaska and In a Five State Study by Age Group\*



**\* The difference in age groups 45-54, 55+ are statistically significant**

**Source:** Alaska data from the 2013 Alaska Behavioral Risk Factor Surveillance System, Alaska Department of Health and Social Services, Division of Public Health, Section of Chronic Disease Prevention and Health Promotion

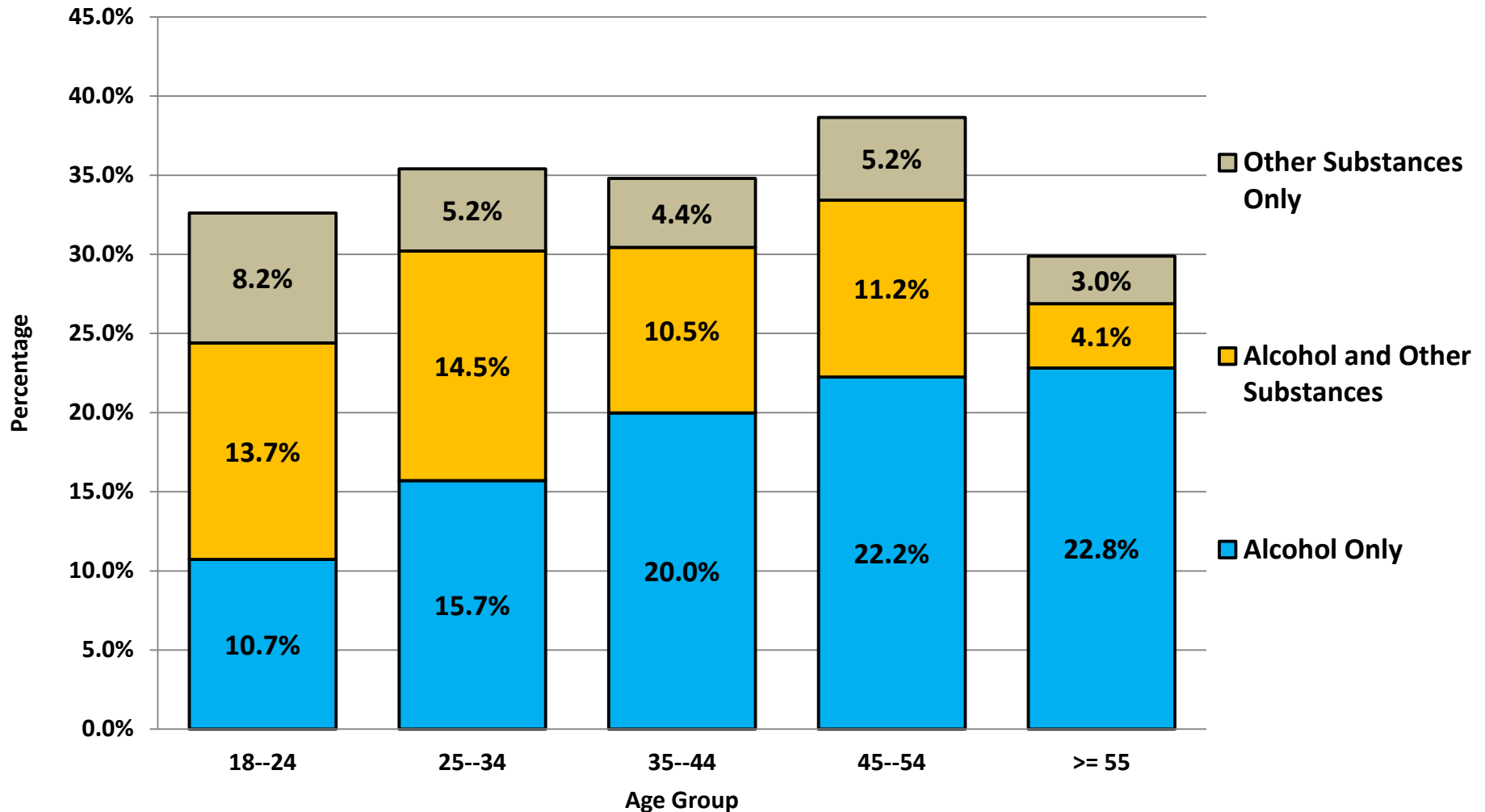
**Source:** Five States Study data from the Centers for Disease Control and Prevention, *Adverse Childhood Experiences Reported by Adults --- Five States, 2009*, <http://www.cdc.gov/mmwr/preview/mmwrhtml/mm5949a1.htm>

Advisory Board on Alcoholism and Drug Abuse



Alaska Mental Health Board

## Percentage of Alaskan Adults Exposed to Household Substance Abuse Prior to Age 18 by Age group



**Source:** Alaska data from the 2013 Alaska Behavioral Risk Factor Surveillance System, Alaska Department of Health and Social Services, Division of Public Health, Section of Chronic Disease Prevention and Health Promotion

Advisory Board on Alcoholism  
and Drug Abuse



Alaska Mental Health Board



# Separation/Divorce

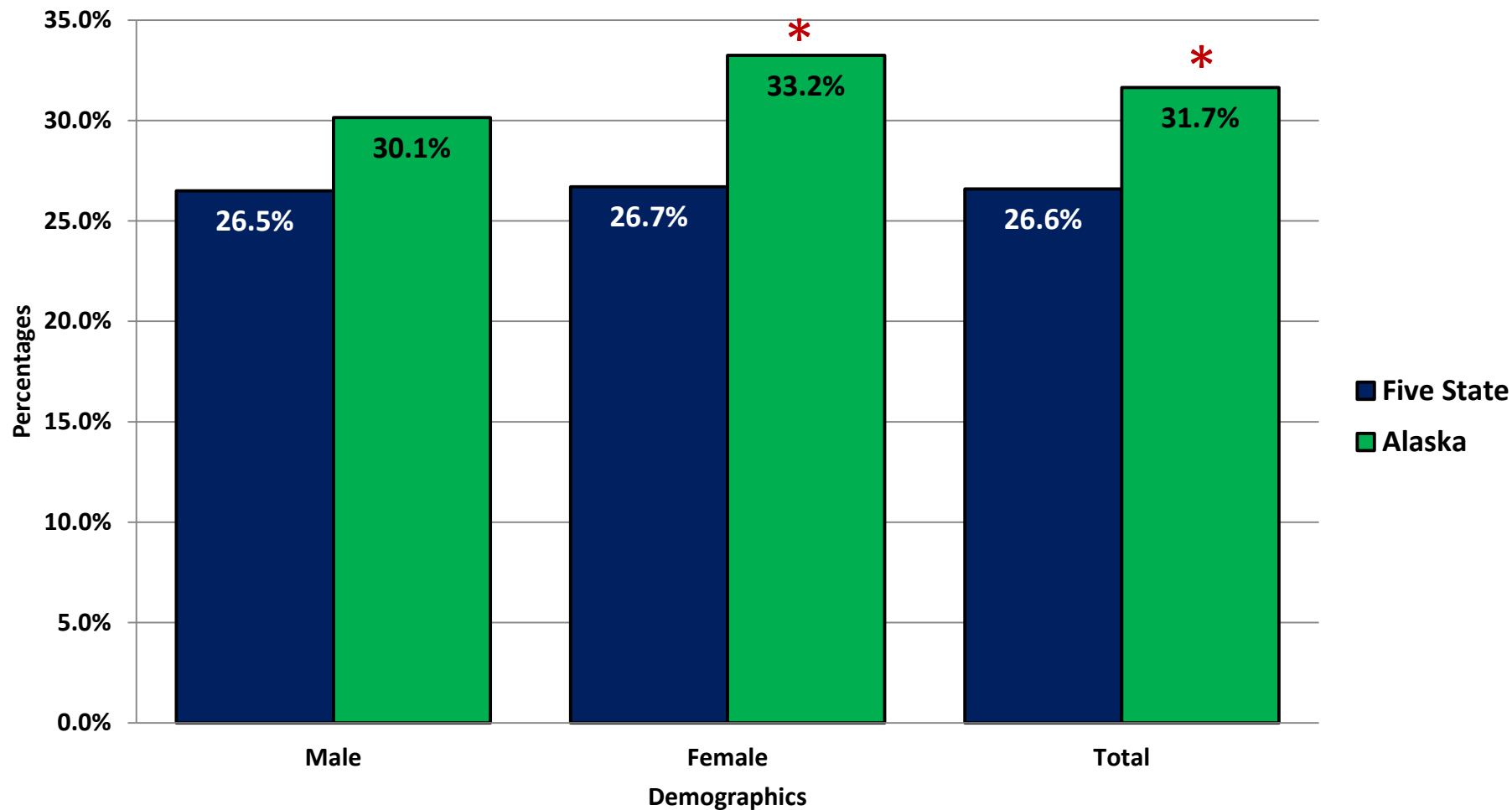
## The Question

- **BEFORE AGE 18, WERE YOUR PARENTS SEPARATED OR DIVORCED?**

## The Answers

- **Yes**
- **No**
- **If answered “yes” than ACE = 1**

# Exposed to Separation/Divorce Prior to Age 18 As Reported by Alaskans and Their Peers in The Five State Study\*



\* There is a statistically significant difference between FEMALE and Total categories above.

Source: Alaska data from the 2013 Alaska Behavioral Risk Factor Surveillance System, Alaska Department of Health and Social Services, Division of Public Health, Section of Chronic Disease Prevention and Health Promotion

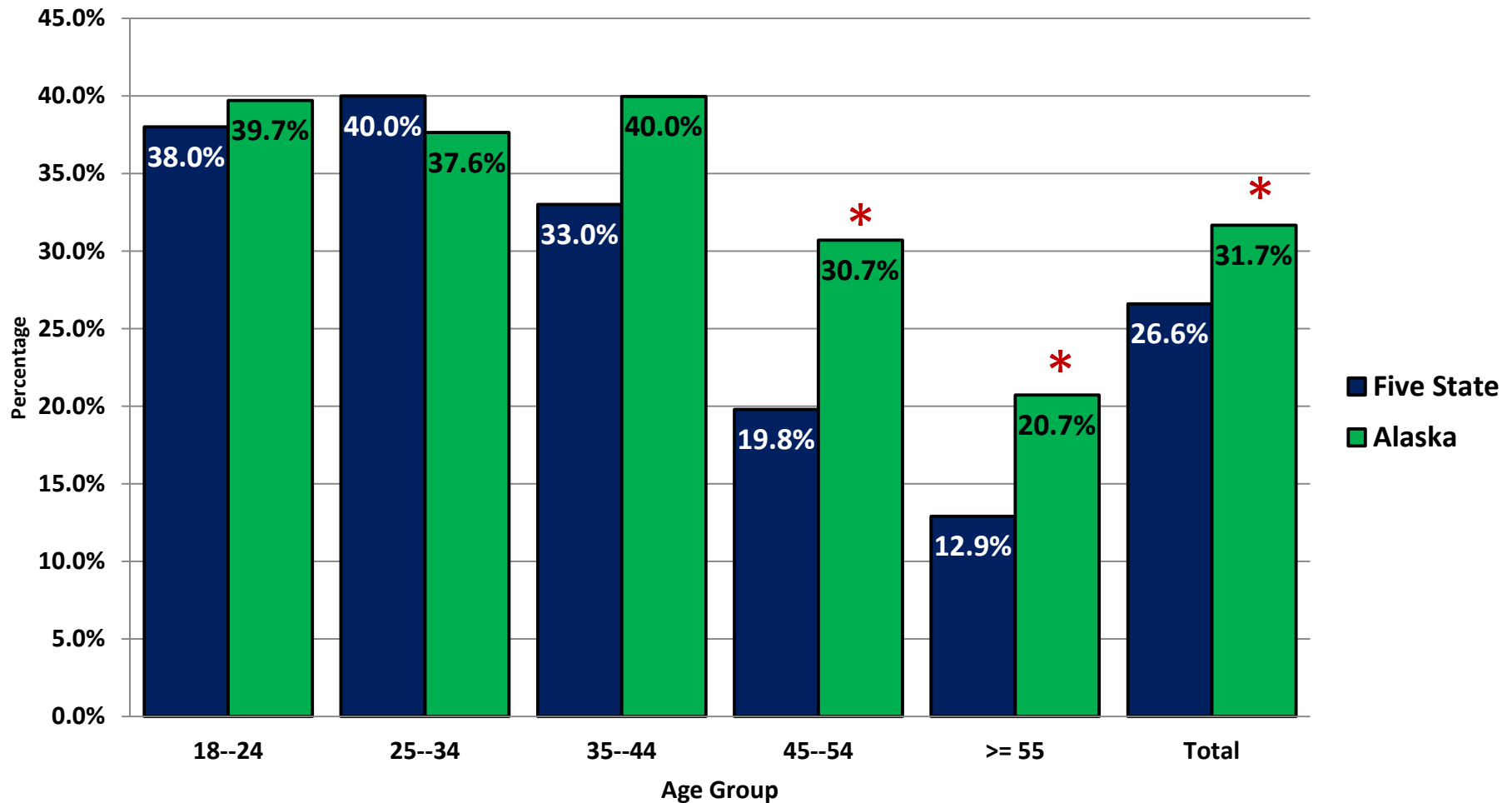
Source: Five States Study data from the Centers for Disease Control and Prevention, *Adverse Childhood Experiences Reported by Adults --- Five States, 2009*, <http://www.cdc.gov/mmwr/preview/mmwrhtml/mm5949a1.htm>

Advisory Board on Alcoholism and Drug Abuse



Alaska Mental Health Board

# Exposed to Separation/Divorce Prior to Age 18 As Reported by Alaskans and Their Peers in The Five State Study\*



\* The difference in age groups 45-54, 55+ as well as the total are statistically significant

Source: Alaska data from the 2013 Alaska Behavioral Risk Factor Surveillance System, Alaska Department of Health and Social Services, Division of Public Health, Section of Chronic Disease Prevention and Health Promotion

Source: Five States Study data from the Centers for Disease Control and Prevention, *Adverse Childhood Experiences Reported by Adults --- Five States, 2009*, <http://www.cdc.gov/mmwr/preview/mmwrhtml/mm5949a1.htm>

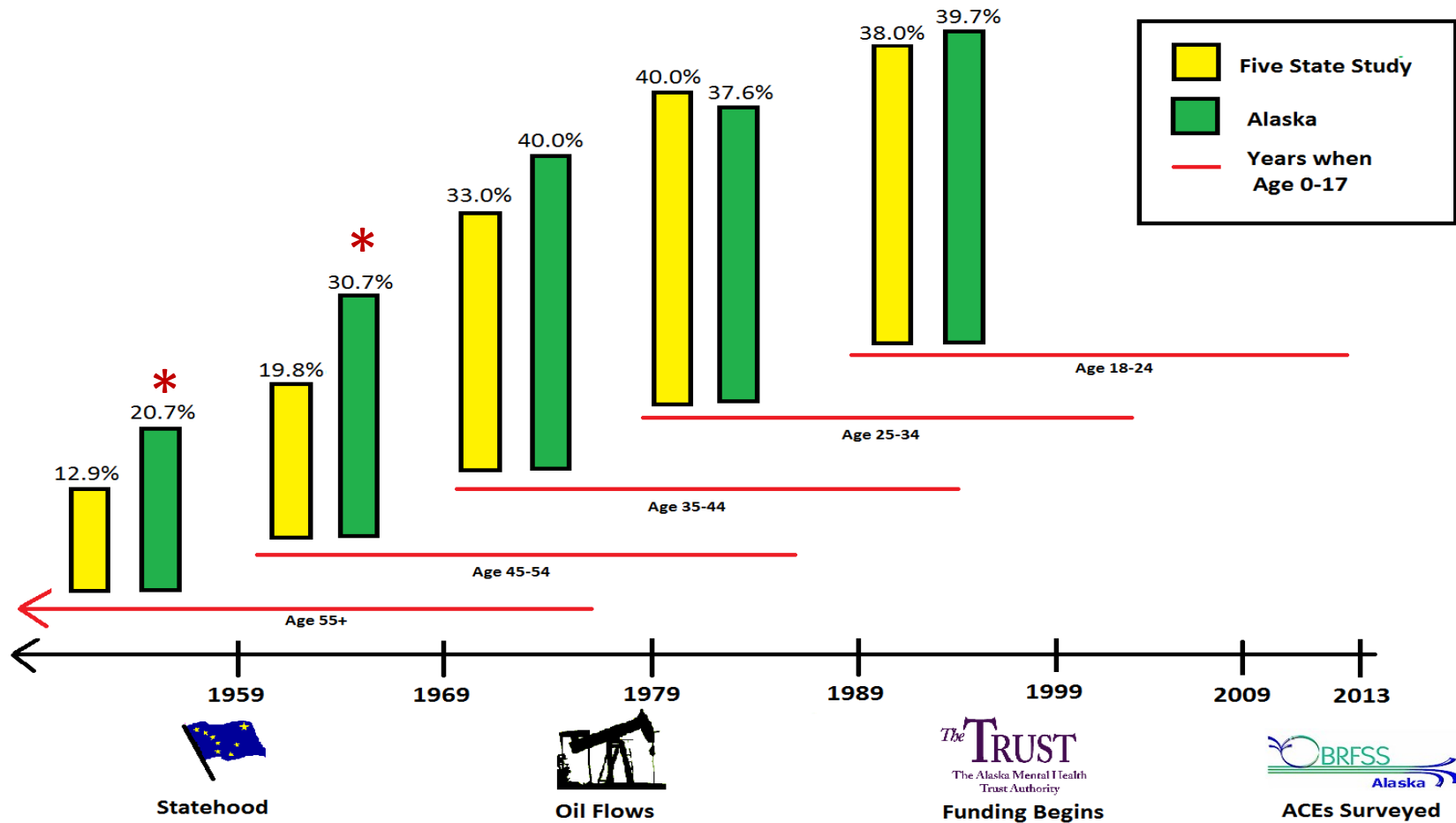
Advisory Board on Alcoholism and Drug Abuse



Alaska Mental Health Board



# Exposed to Separation/Divorce Prior to age 18 as Reported by Adults in Alaska and In a Five State Study\*



**\* The difference in age groups 45-54, 55+ are statistically significant**

**Source:** Alaska data from the 2013 Alaska Behavioral Risk Factor Surveillance System, Alaska Department of Health and Social Services, Division of Public Health, Section of Chronic Disease Prevention and Health Promotion

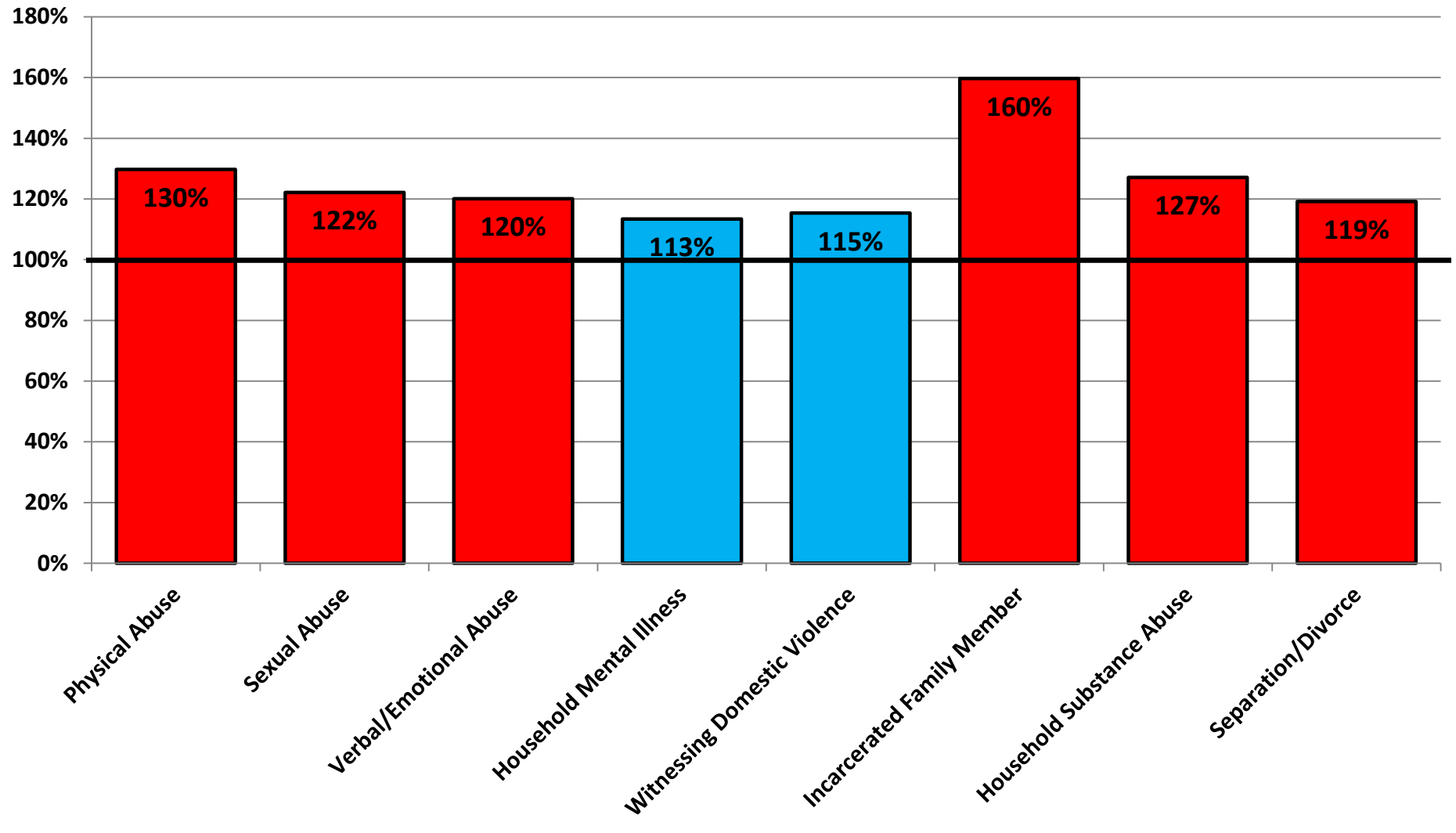
**Source:** Five States Study data from the Centers for Disease Control and Prevention, *Adverse Childhood Experiences Reported by Adults --- Five States, 2009*, <http://www.cdc.gov/mmwr/preview/mmwrhtml/mm5949a1.htm>

Advisory Board on Alcoholism and Drug Abuse



Alaska Mental Health Board

## Alaska ACE Scores as a Percentage of the Five State Study\*



\* Columns in red are different in a statistically significant way between the two studies.

Source: Alaska data from the 2013 Alaska Behavioral Risk Factor Surveillance System, Alaska Department of Health and Social Services, Division of Public Health, Section of Chronic Disease Prevention and Health Promotion

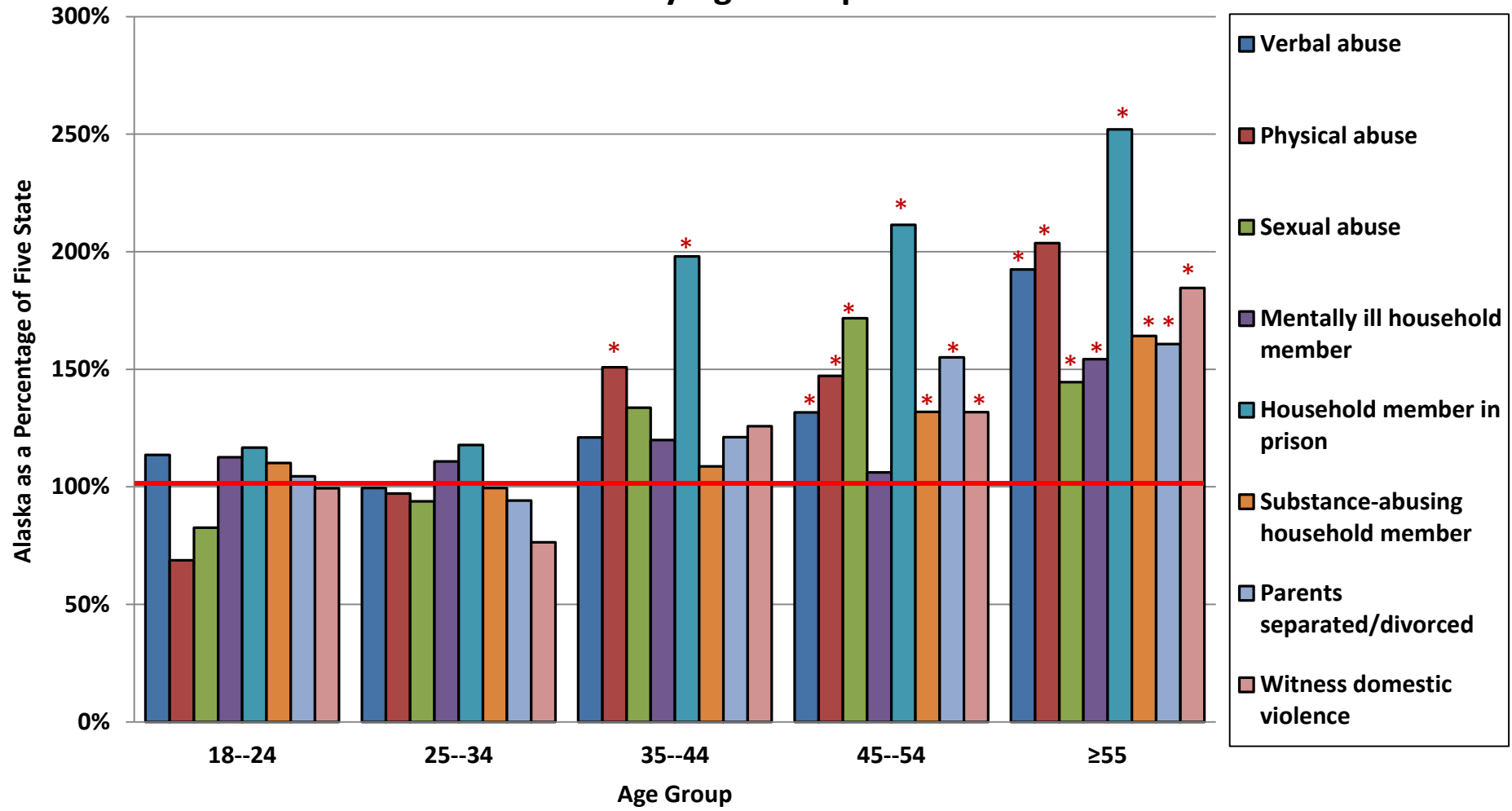
Source: Five States Study data from the Centers for Disease Control and Prevention, *Adverse Childhood Experiences Reported by Adults --- Five States, 2009*, <http://www.cdc.gov/mmwr/preview/mmwrhtml/mm5949a1.htm>

Advisory Board on Alcoholism  
and Drug Abuse



Alaska Mental Health Board

# Alaska's ACE Rate as a Percentage of the Five State ACE Study by Age Group\*



\* Columns with asterisks are different in a statistically significant way between the two studies.  
**Note: The red line indicates 100% or comparable rates between the two studies. If no asterisk is above the line the numbers are statistically similar.**

**Source:** Alaska data from the 2013 Alaska Behavioral Risk Factor Surveillance System, Alaska Department of Health and Social Services, Division of Public Health, Section of Chronic Disease Prevention and Health Promotion

**Source:** Five States Study data from the Centers for Disease Control and Prevention, *Adverse Childhood Experiences Reported by Adults --- Five States, 2009*, <http://www.cdc.gov/mmwr/preview/mmwrhtml/mm5949a1.htm>

# Economics and Education



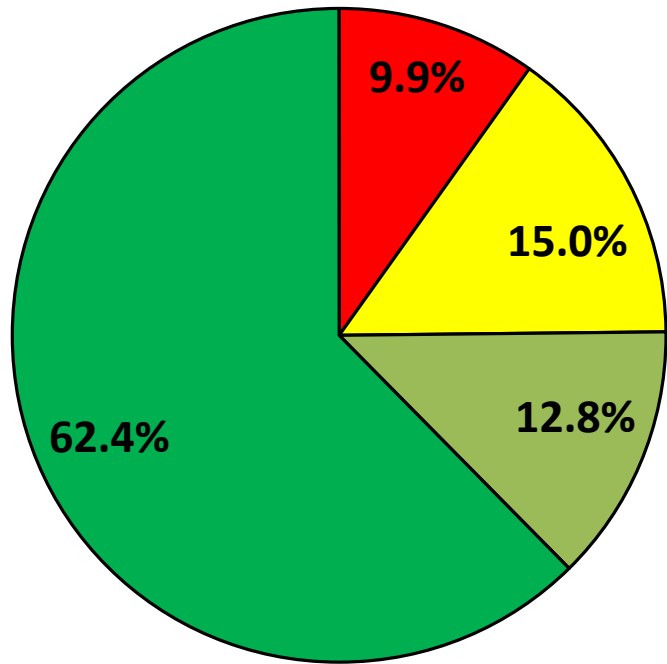
Advisory Board on Alcoholism  
and Drug Abuse




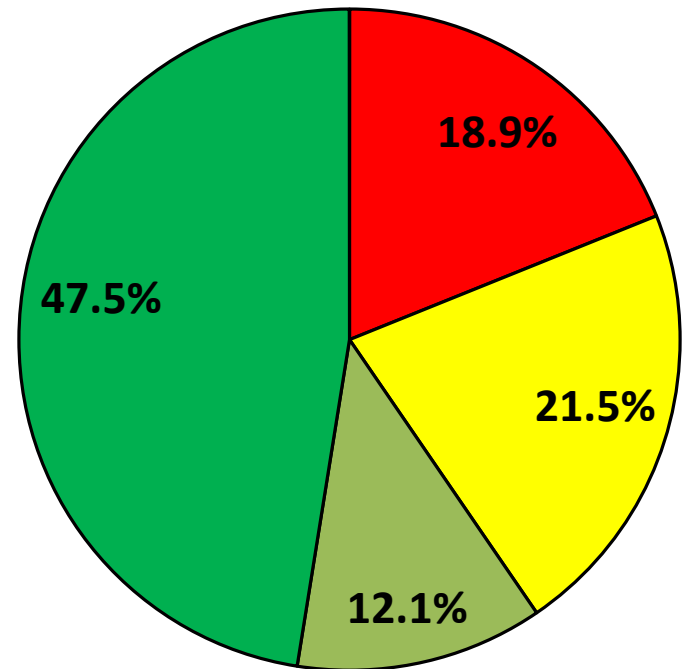
Alaska Mental Health Board

# Alaskan Adults and Their Income Status with Zero and Four Plus ACEs

## Zero ACEs



## Four Plus ACEs



**Source:** Alaska data from the 2013 Alaska Behavioral Risk Factor Surveillance System, Alaska Department of Health and Social Services, Division of Public Health, Section of Chronic Disease Prevention and Health Promotion

Advisory Board on Alcoholism  
and Drug Abuse



Alaska Mental Health Board



# Costs

## Who are:

- 49% more likely to be unemployed
- 274% more likely to be unable to work
- 92% more likely to earn less than \$20,000 annually

## Answer:

- Alaskan adults who report four or more Adverse Childhood Experiences compared to Alaskan adults who report zero Adverse Childhood Experiences.

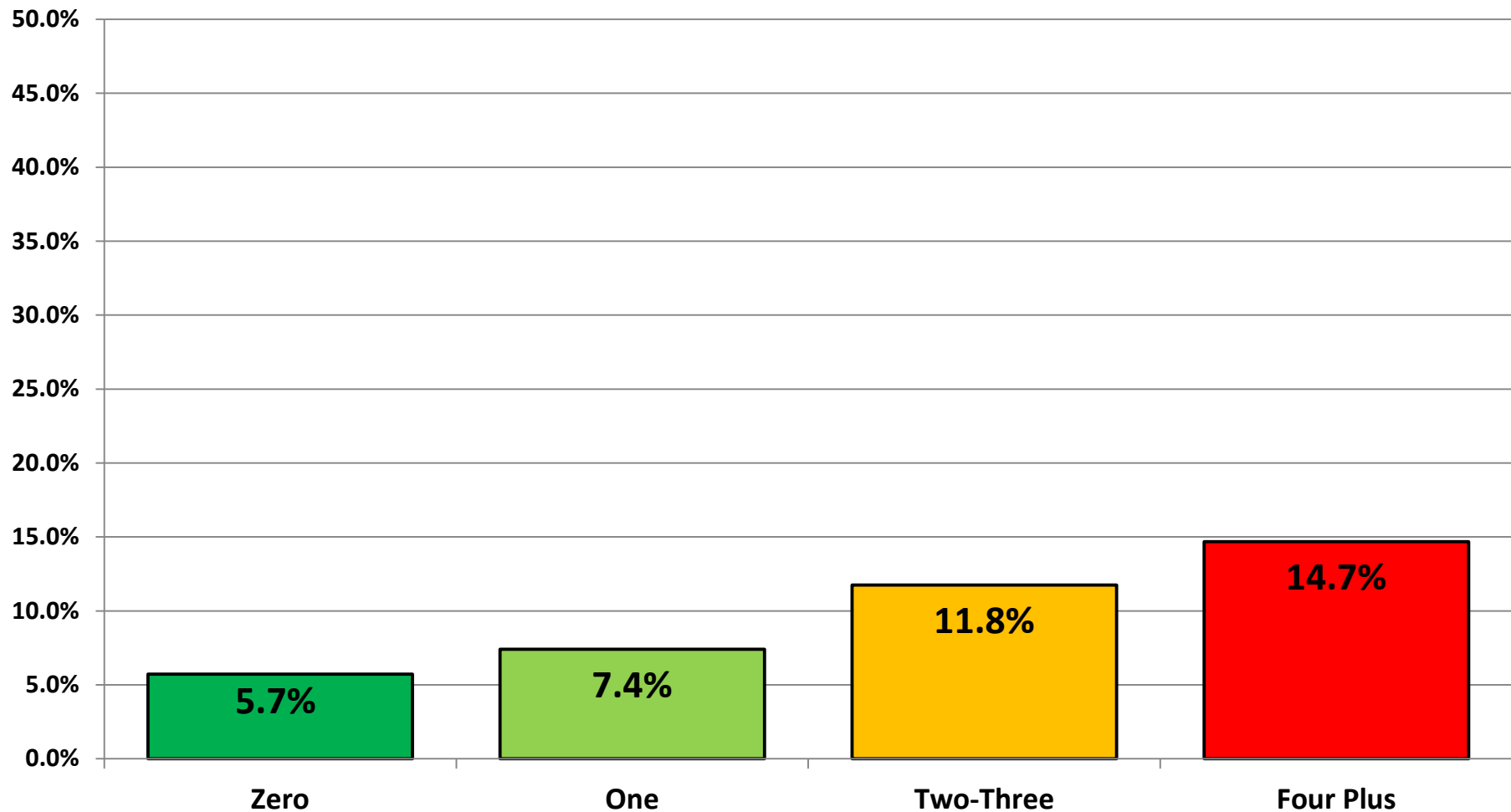
Source: 2013 Alaska Behavioral Risk Factor Surveillance System, Analysis by Alaska Mental Health Board/Advisory Board on Alcoholism and Drug Abuse Staff

Advisory Board on Alcoholism  
and Drug Abuse



Alaska Mental Health Board

# Percentage of Alaskan Adults who Report Not Finishing High School or Getting a GED by ACE Score



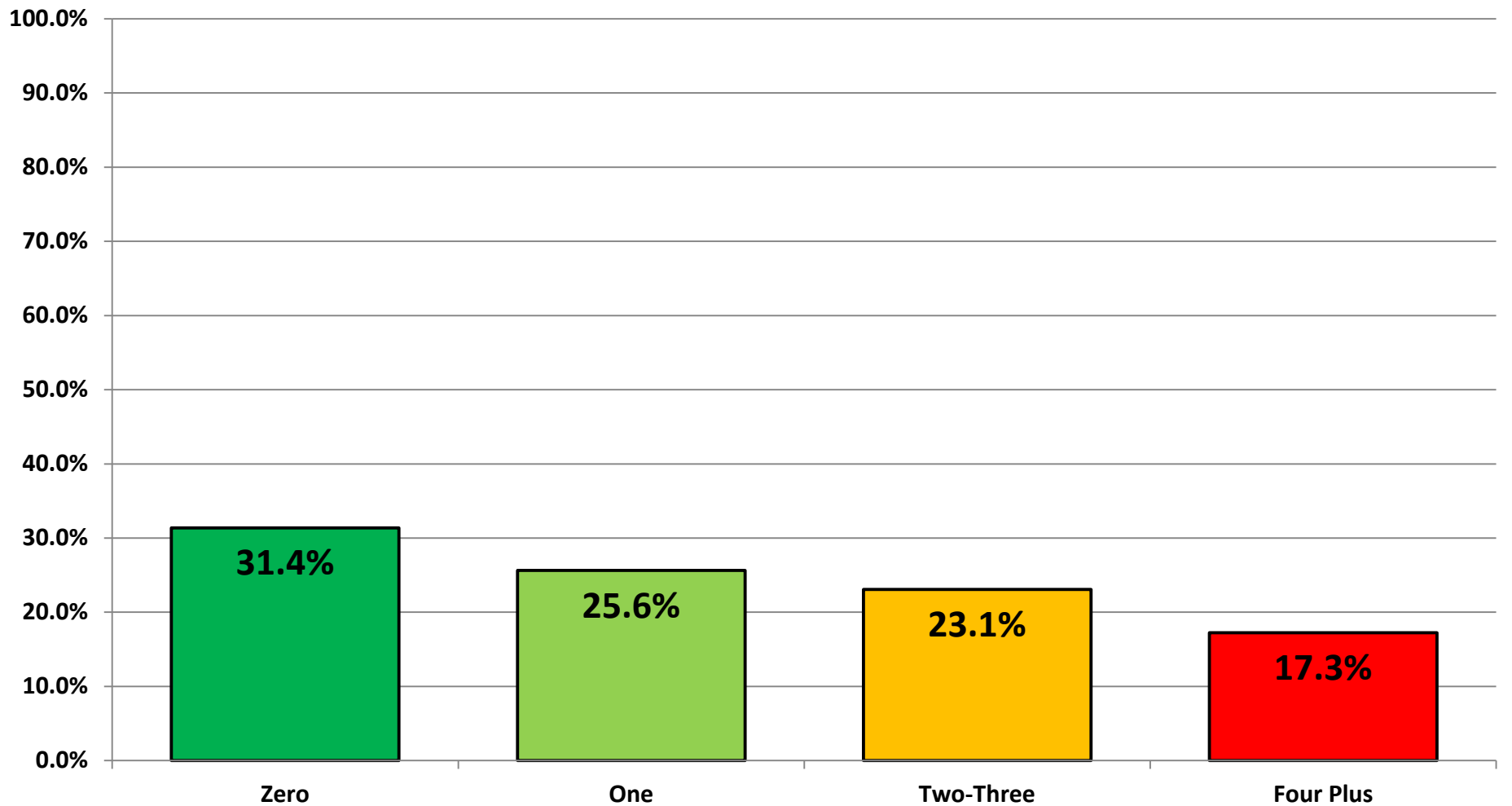
**Source:** Alaska data from the 2013 Alaska Behavioral Risk Factor Surveillance System, Alaska Department of Health and Social Services, Division of Public Health, Section of Chronic Disease Prevention and Health Promotion

Advisory Board on Alcoholism  
and Drug Abuse



Alaska Mental Health Board

# Percentage of Alaskan Adults Who Report Graduating From College by ACE Score



**Source:** Alaska data from the 2013 Alaska Behavioral Risk Factor Surveillance System, Alaska Department of Health and Social Services, Division of Public Health, Section of Chronic Disease Prevention and Health Promotion

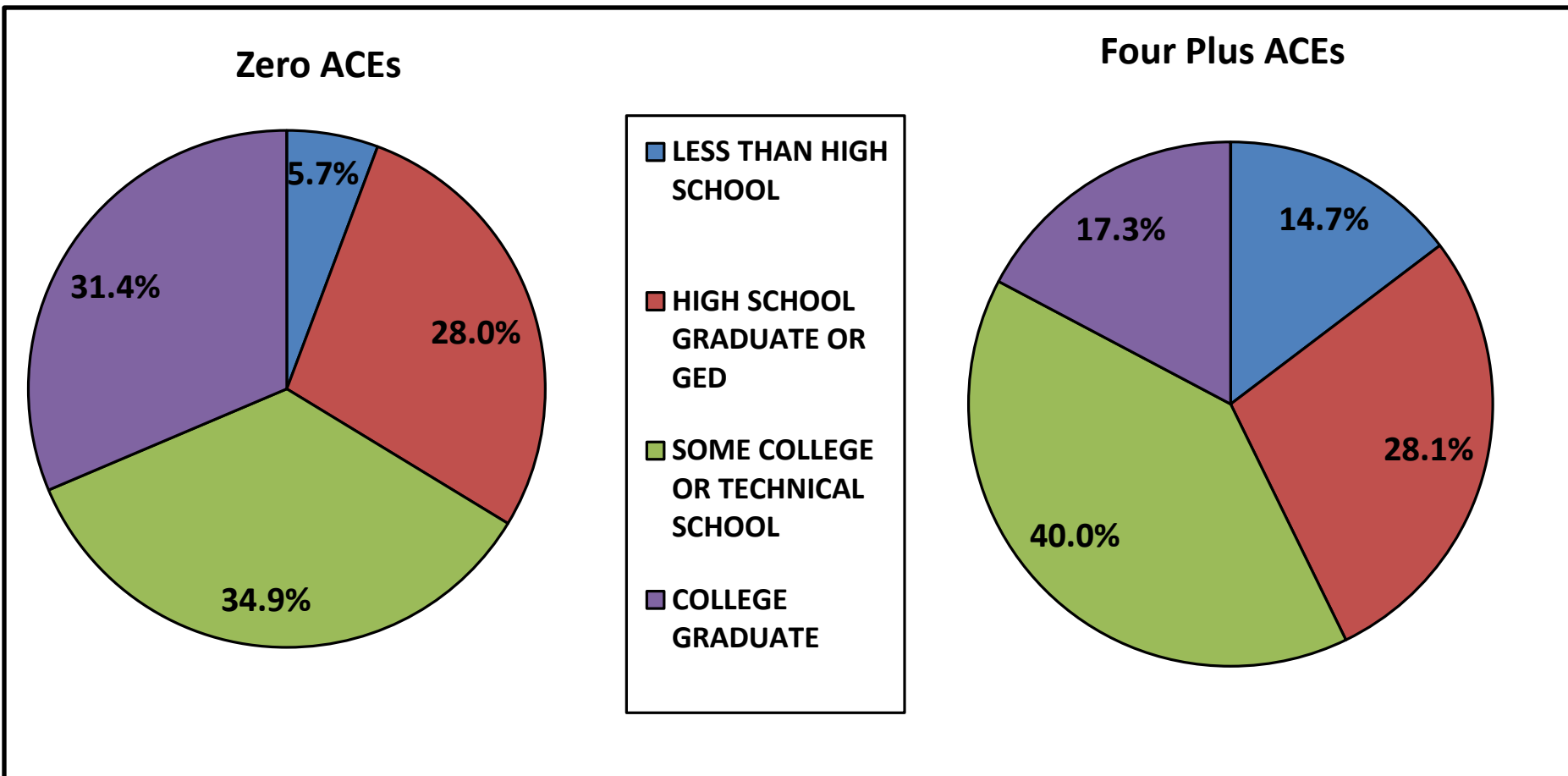
Advisory Board on Alcoholism  
and Drug Abuse



Alaska Mental Health Board



# Alaskan Adults and Their Education Status with Zero and Four Plus ACEs



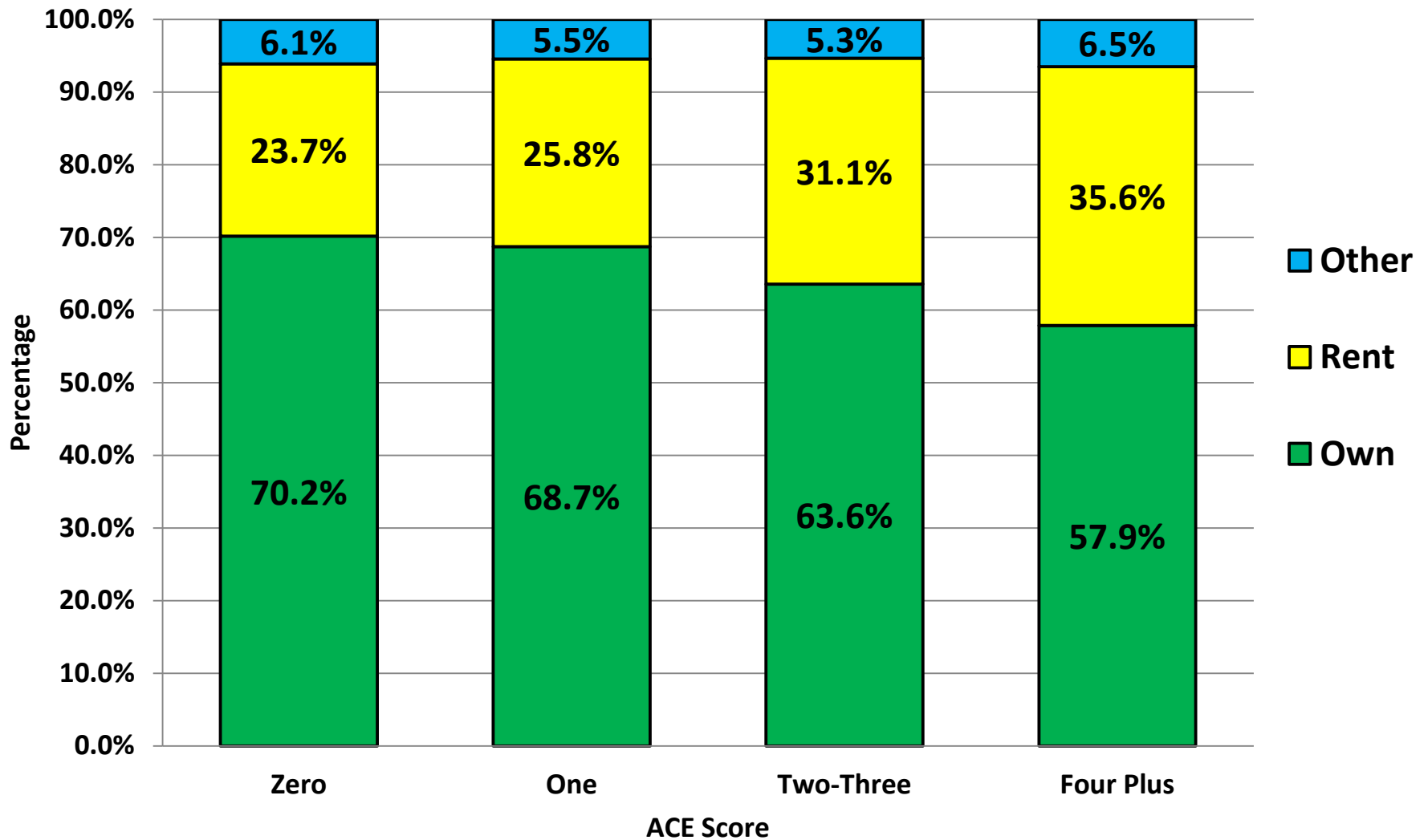
**Source:** Alaska data from the 2013 Alaska Behavioral Risk Factor Surveillance System, Alaska Department of Health and Social Services, Division of Public Health, Section of Chronic Disease Prevention and Health Promotion

Advisory Board on Alcoholism and Drug Abuse



Alaska Mental Health Board

# Home Ownership by Alaskan Adults by ACE Score



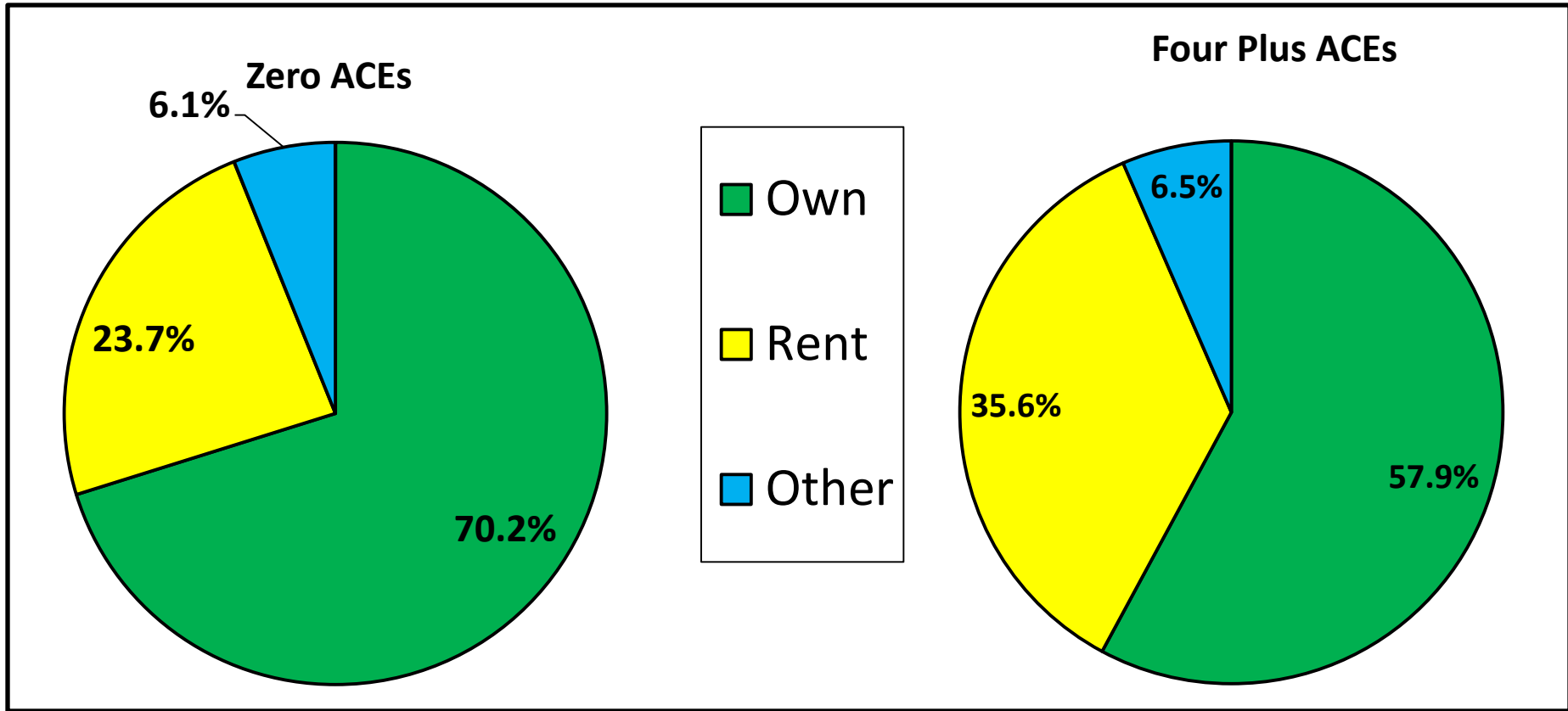
**Source:** Alaska data from the 2013 Alaska Behavioral Risk Factor Surveillance System, Alaska Department of Health and Social Services, Division of Public Health, Section of Chronic Disease Prevention and Health Promotion

Advisory Board on Alcoholism and Drug Abuse



Alaska Mental Health Board

# Home Ownership by Alaskan Adults by ACE Score



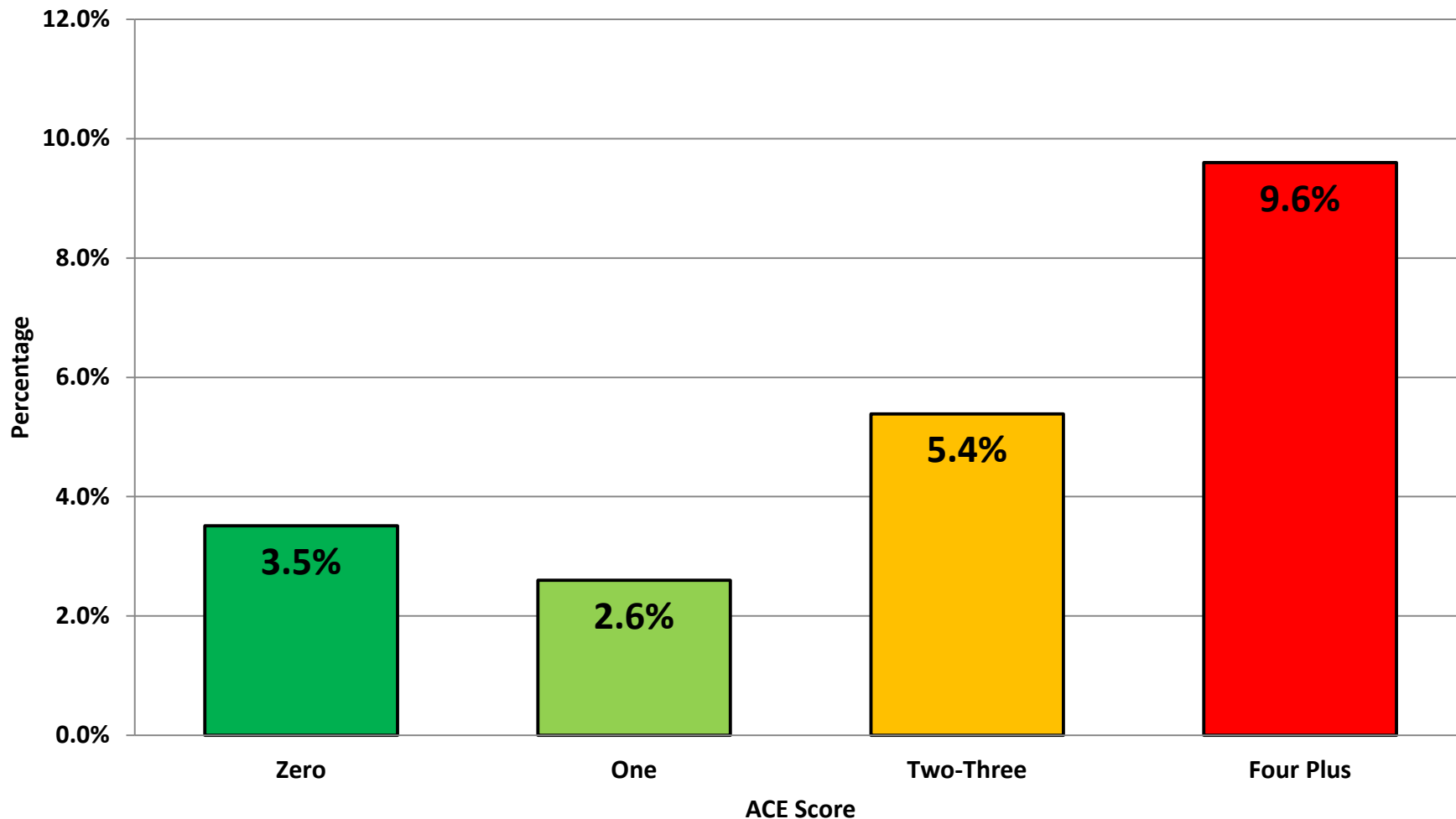
**Source:** Alaska data from the 2013 Alaska Behavioral Risk Factor Surveillance System, Alaska Department of Health and Social Services, Division of Public Health, Section of Chronic Disease Prevention and Health Promotion

Advisory Board on Alcoholism and Drug Abuse



Alaska Mental Health Board

## Alaskan Adults Who Reported Being Unable to Work by ACE Score



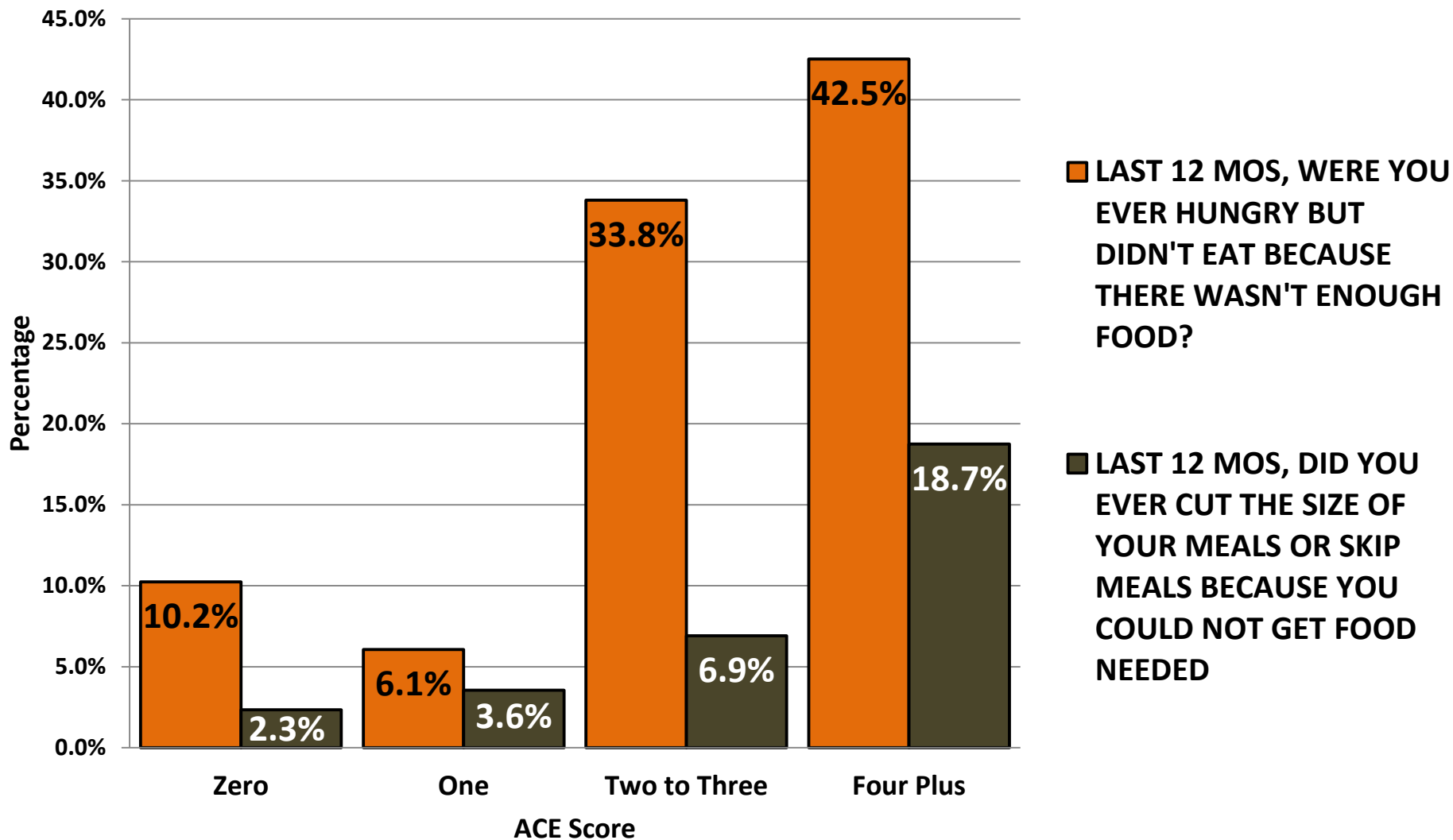
**Source:** Alaska data from the 2013 Alaska Behavioral Risk Factor Surveillance System, Alaska Department of Health and Social Services, Division of Public Health, Section of Chronic Disease Prevention and Health Promotion

Advisory Board on Alcoholism  
and Drug Abuse



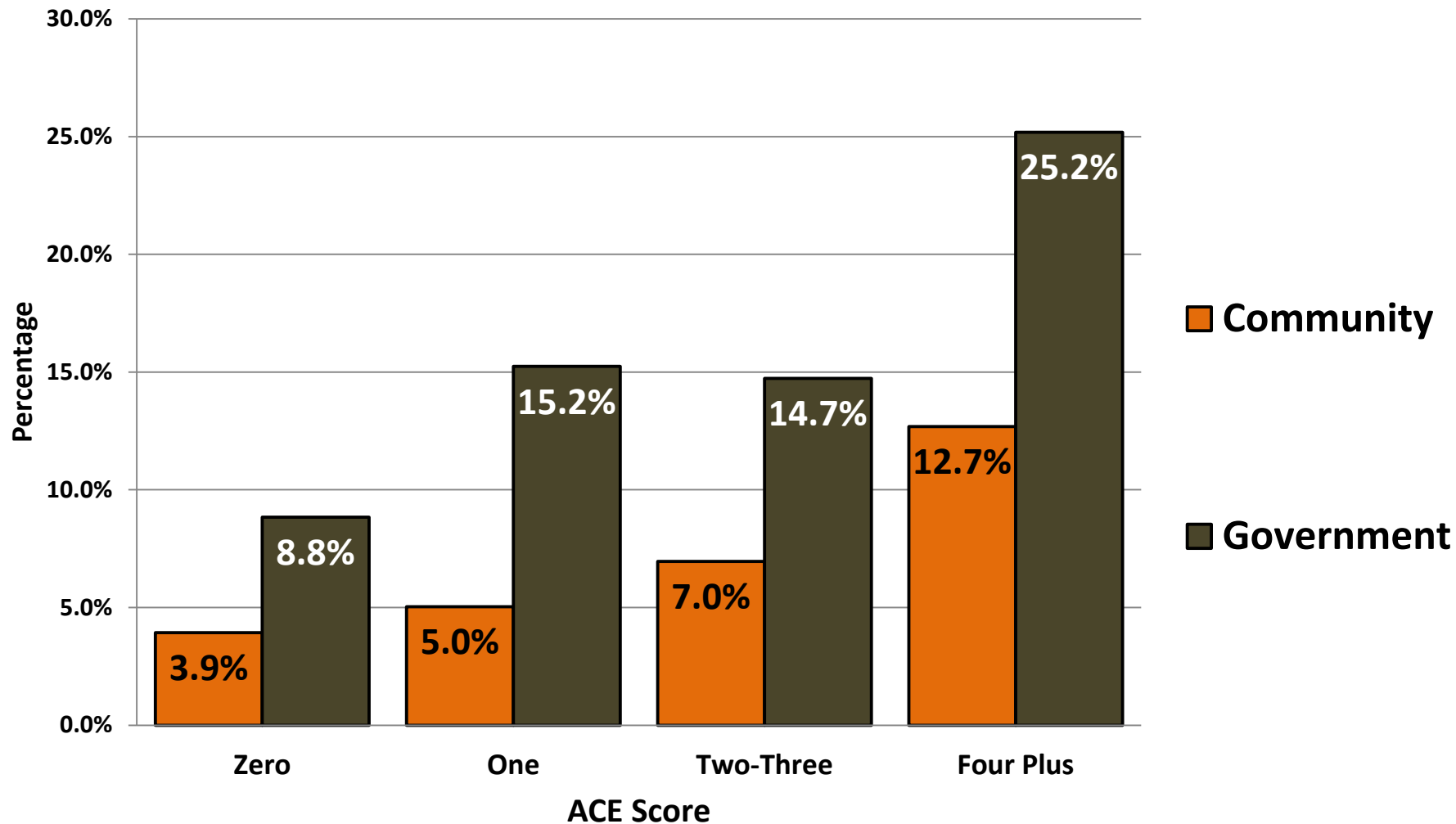
Alaska Mental Health Board

## Food Security and ACEs for Alaska Adults



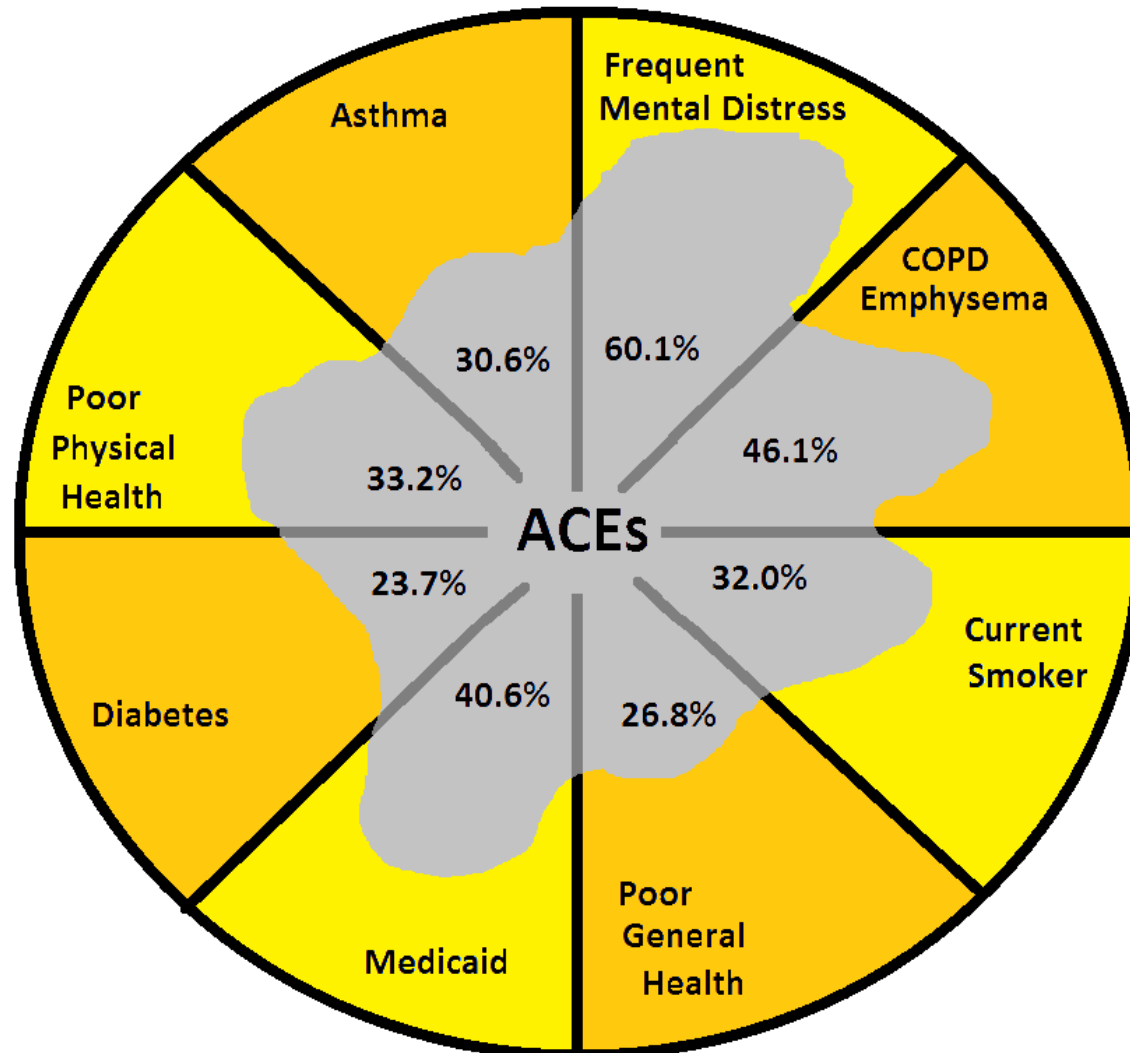
**Source:** Alaska data from the 2013 Alaska Behavioral Risk Factor Surveillance System, Alaska Department of Health and Social Services, Division of Public Health, Section of Chronic Disease Prevention and Health Promotion

## Alaskan Adults who Reported Receiving Food Assistance from Community or Government Programs by ACE Score



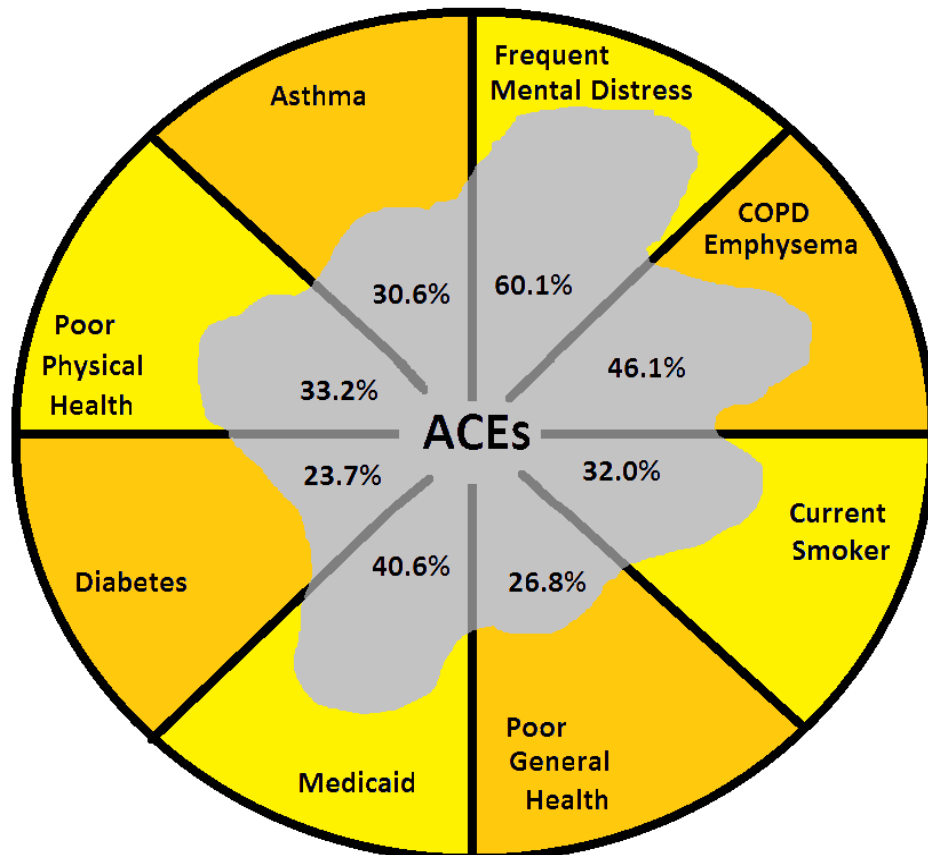
**Source:** Alaska data from the 2013 Alaska Behavioral Risk Factor Surveillance System, Alaska Department of Health and Social Services, Division of Public Health, Section of Chronic Disease Prevention and Health Promotion

# ACEs Impact - Alaska

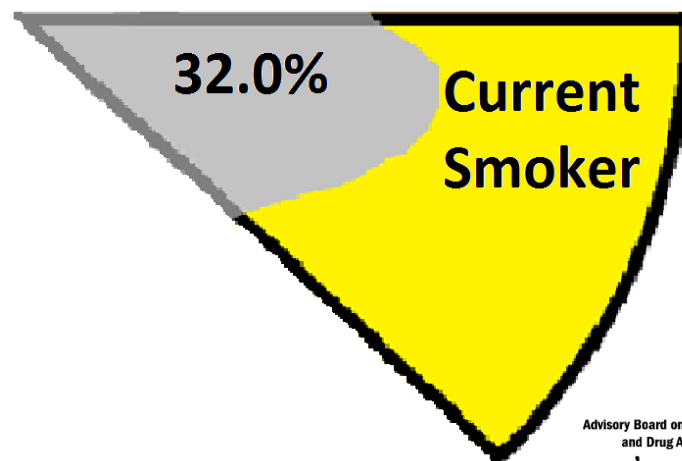


Source: Alaska data from the 2013 Alaska Behavioral Risk Factor Surveillance System, Alaska Department of Health and Social Services, Division of Public Health, Section of Chronic Disease Prevention and Health Promotion

# Population Attributable Risks in Alaska



In 2012 it was estimated that Alaska Spent \$579 Million on Smoking- 32.0% of that is \$185 Million

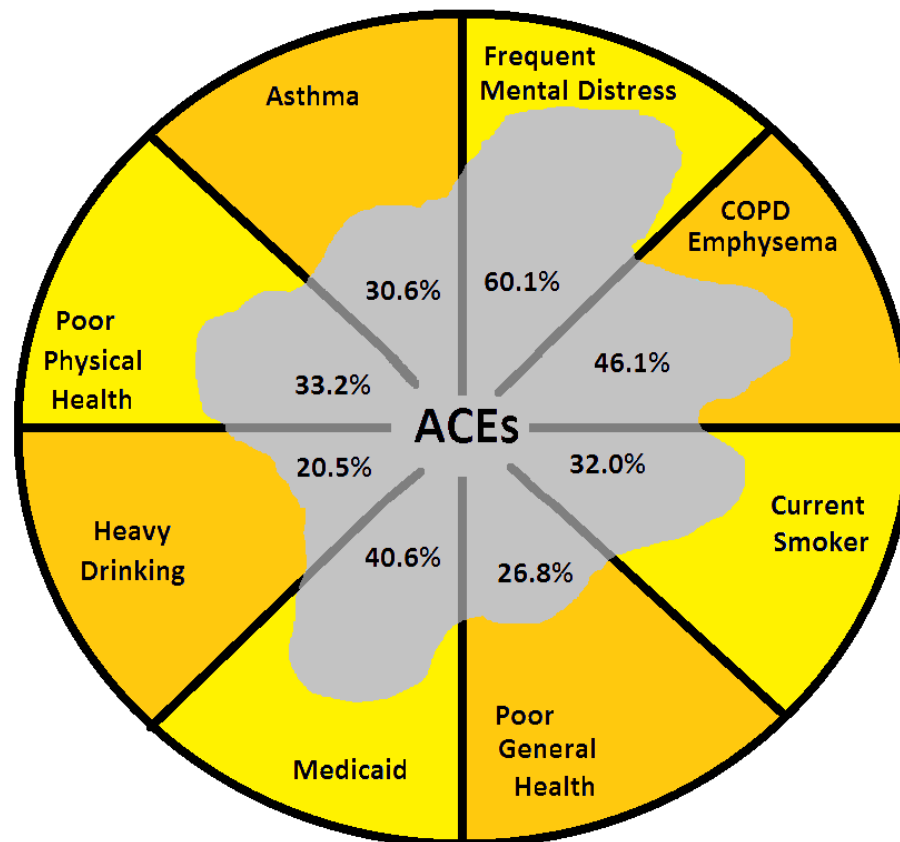
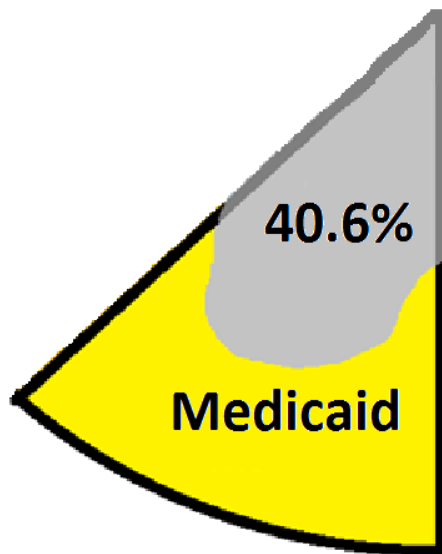


**Source:** Alaska data from the 2013 Alaska Behavioral Risk Factor Surveillance System, Alaska Department of Health and Social Services, Division of Public Health, Section of Chronic Disease Prevention and Health Promotion, Graphic: AMHB/ABADA  
 Source for Costs: <http://therealcost.org/>



# Population Attributable Risks in Alaska

In 2012 Adults Age 20+  
 Cost \$860 Million in  
 Medicaid Costs 40.6% of  
 that is \$349 Million



**Source:** Alaska data from the 2013 Alaska Behavioral Risk Factor Surveillance System, Alaska Department of Health and Social Services, Division of Public Health, Section of Chronic Disease Prevention and Health Promotion, Graphic: AMHB/ABADA

**Source for costs:** See DHSS Website [http://dhss.alaska.gov/fms/Documents/MESA/MESA\\_2012-32.pdf](http://dhss.alaska.gov/fms/Documents/MESA/MESA_2012-32.pdf)


Advisory Board on Alcoholism  
 and Drug Abuse



Alaska Mental Health Board

Rows indicate exposure to this form of adverse childhood experience. Columns indicate co-occurrence with other exposures.

		Physical Abuse	Sexual Abuse	Verbal/Emotional Abuse	Mental Illness	Substance Abuse	Domestic Violence	Separation Divorce	Household Member in Prison
Abuse	Physical Abuse		35.9%	78.4%	42.6%	60.4%	53.6%	47.2%	21.6%
	Sexual Abuse	43.7%		57.2%	44.4%	56.5%	35.9%	43.0%	18.5%
	Verbal/Emotional Abuse	47.5%	28.4%		42.7%	58.0%	40.8%	44.8%	19.1%
Household Dysfunction	Mental Illness	36.7%	31.4%	60.8%		61.3%	36.3%	43.5%	22.6%
	Substance Abuse	33.2%	25.5%	52.7%	39.1%		37.4%	49.1%	25.8%
	Domestic Violence	55.0%	30.2%	69.1%	43.3%	69.7%		56.9%	25.0%
	Separation/Divorce	27.5%	20.6%	43.1%	29.4%	52.0%	32.3%		20.8%
	Household Member in Prison	36.9%	25.9%	53.7%	44.7%	79.9%	41.5%	60.8%	



**Source:** Alaska data from the 2013 Alaska Behavioral Risk Factor Surveillance System, Alaska Department of Health and Social Services, Division of Public Health, Section of Chronic Disease Prevention and Health Promotion



## The Costs

ACE cards help explain the reality of ACEs in Alaska and promote ways to mitigate and prevent them.



## The Data

It's important to remember that ACE data is about a population and for individuals is not predictive.



## Resilience

The website listed on the cards is ready to go! This site will allow for further exploration of the cards' information and additional research of the issue.



## The Work

# What's Being Done

**Deal the cards**  
*to learn the facts*



[dhss.alaska.gov/abada/ace-ak/Pages/default.aspx](https://dhss.alaska.gov/abada/ace-ak/Pages/default.aspx)

Advisory Board on Alcoholism  
and Drug Abuse



Alaska Mental Health Board

# Health and ACEs

- Adverse Childhood Experiences have been linked with many poor health outcomes.
- Alaskan adults report similar results to the national and state studies



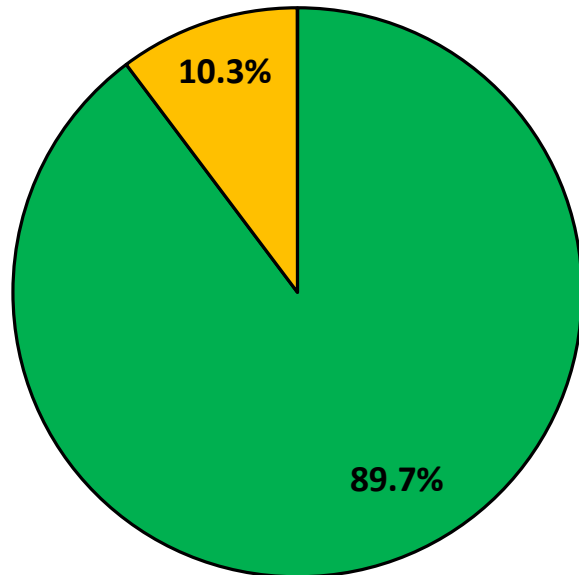
Advisory Board on Alcoholism  
and Drug Abuse



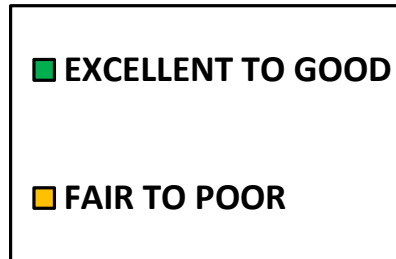
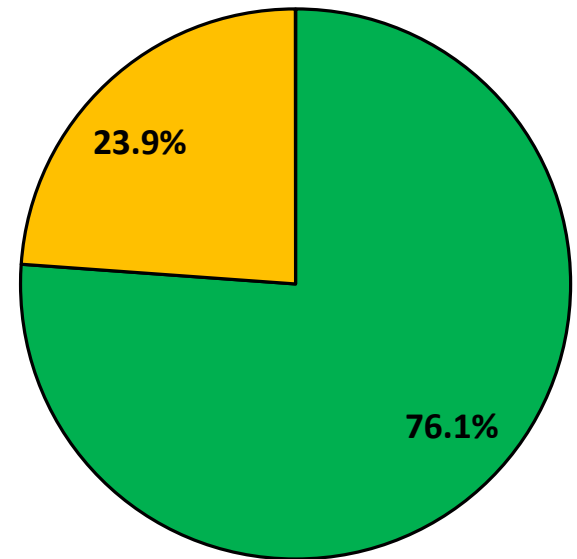
Alaska Mental Health Board

# General Health and ACEs

## Zero Adverse Experiences



## Four Plus Adverse Experiences



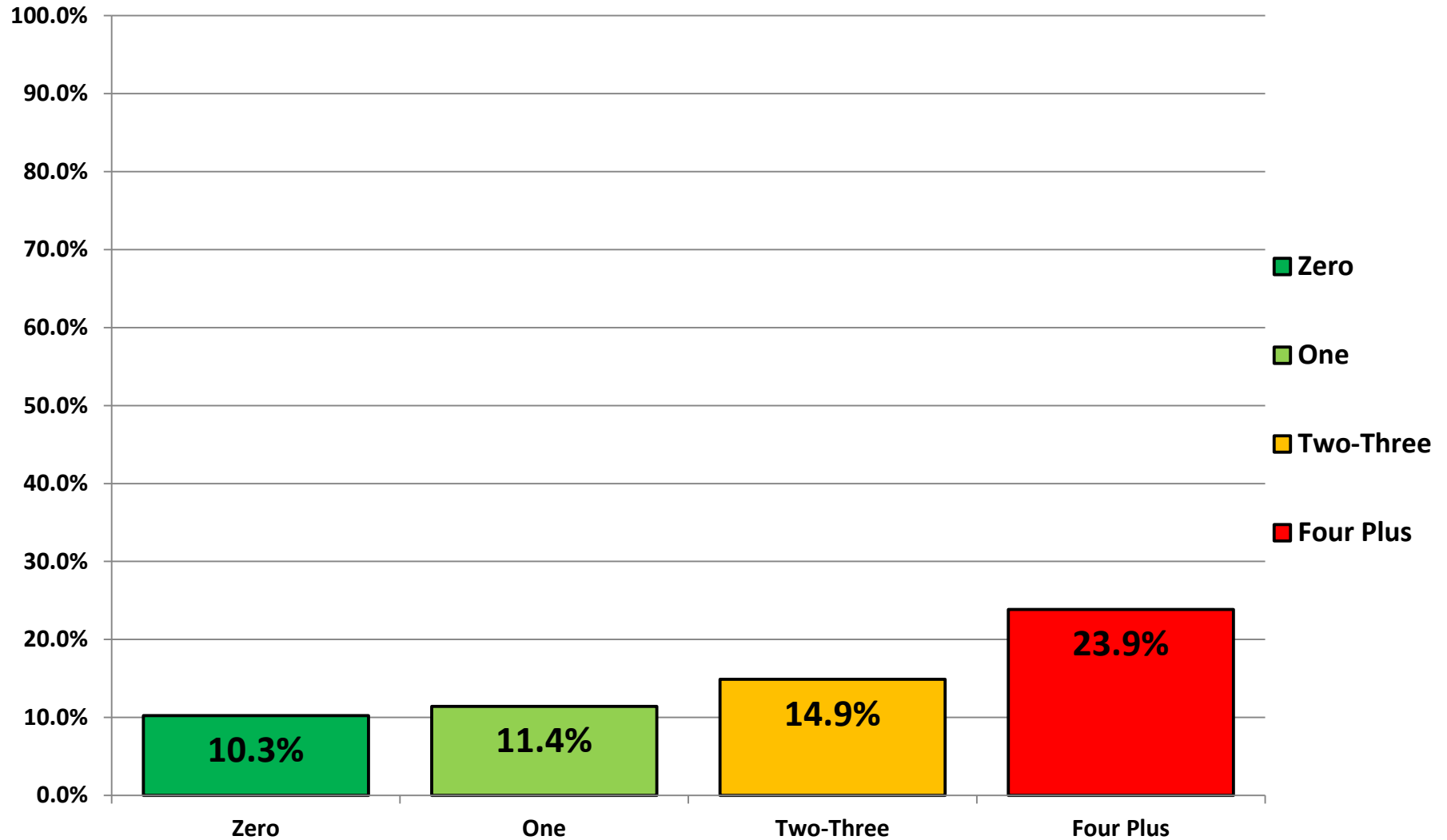
**Source:** Alaska data from the 2013 Alaska Behavioral Risk Factor Surveillance System, Alaska Department of Health and Social Services, Division of Public Health, Section of Chronic Disease Prevention and Health Promotion

Advisory Board on Alcoholism  
and Drug Abuse



Alaska Mental Health Board

# Alaskan Adults who Report "Fair to Poor" General Health by ACE Score



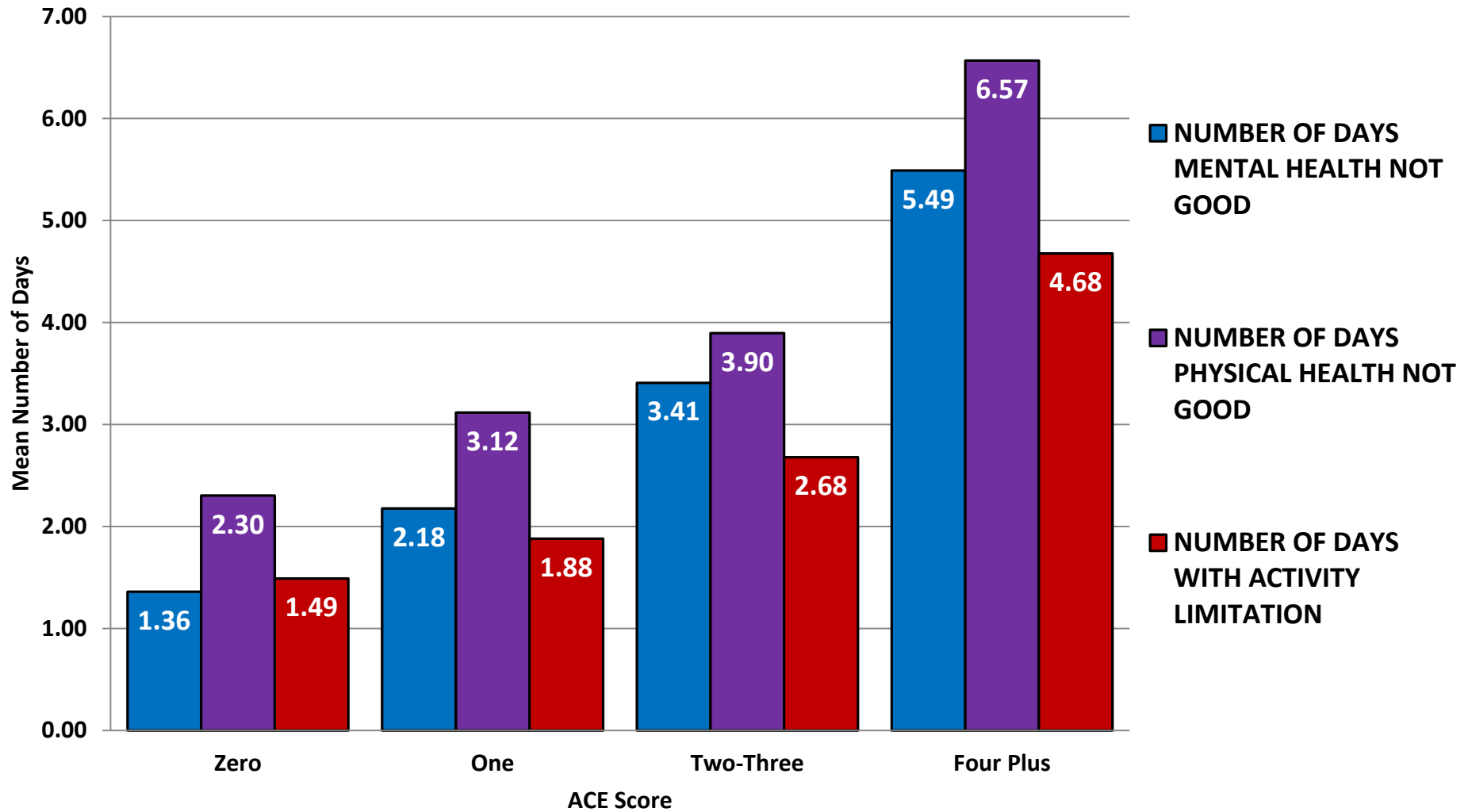
**Source:** Alaska data from the 2013 Alaska Behavioral Risk Factor Surveillance System, Alaska Department of Health and Social Services, Division of Public Health, Section of Chronic Disease Prevention and Health Promotion

Advisory Board on Alcoholism and Drug Abuse



Alaska Mental Health Board

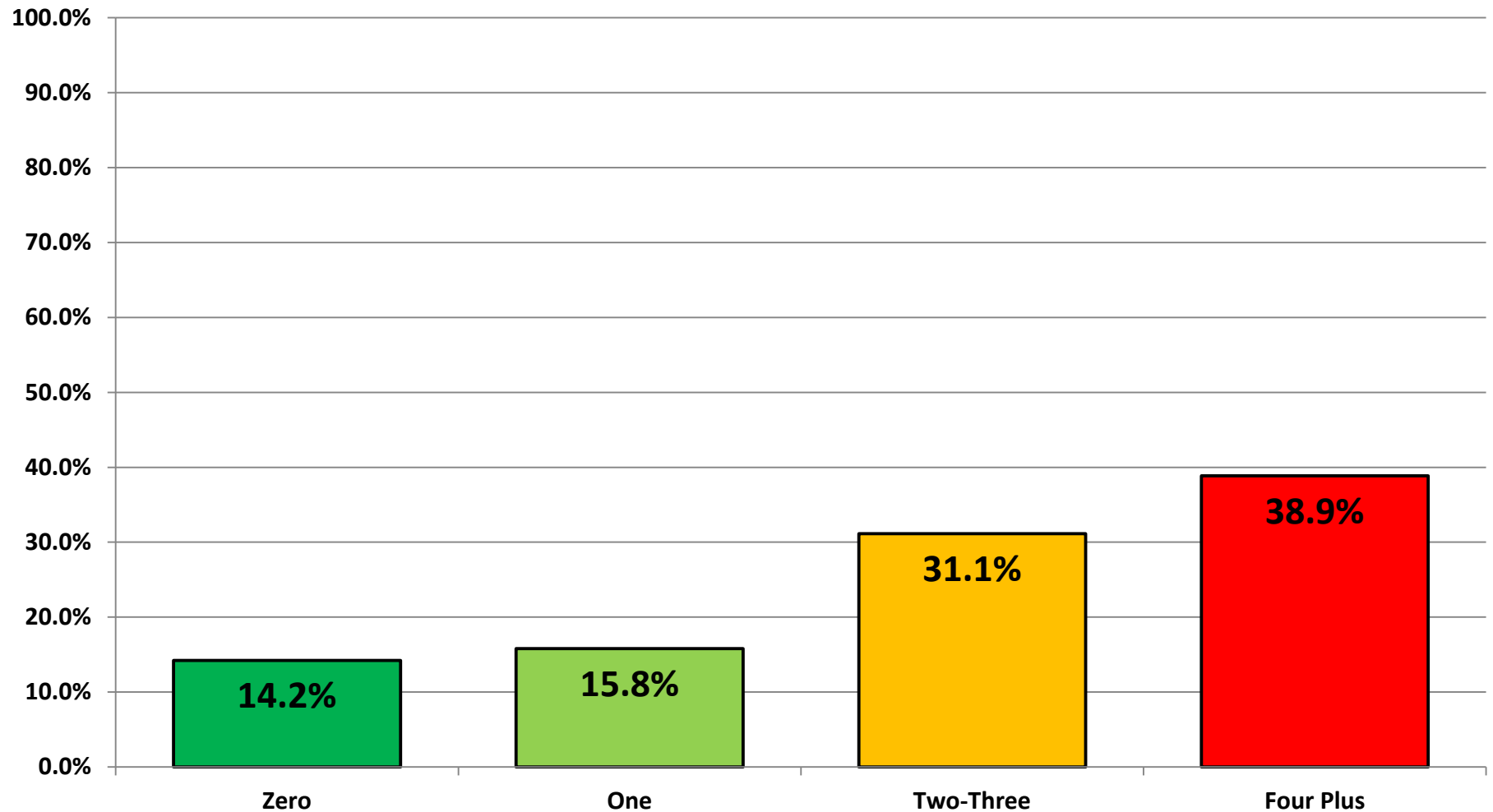
## Average Number of Days of Poor Health Outcomes Per Month For Alaskan Adults by ACE Score



**Source:** Alaska data from the 2013 Alaska Behavioral Risk Factor Surveillance System, Alaska Department of Health and Social Services, Division of Public Health, Section of Chronic Disease Prevention and Health Promotion



## Alaskan Adults who Report Frequent Mental Distress by ACE Score



**Source:** Alaska data from the 2013 Alaska Behavioral Risk Factor Surveillance System, Alaska Department of Health and Social Services, Division of Public Health, Section of Chronic Disease Prevention and Health Promotion

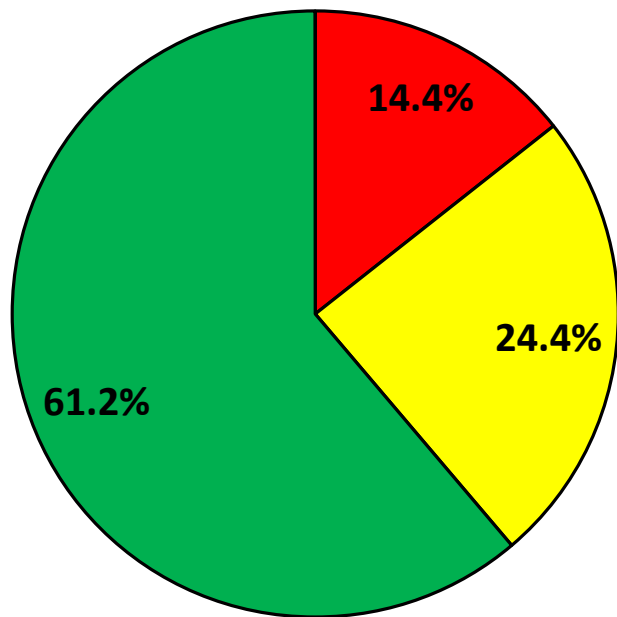
Advisory Board on Alcoholism  
and Drug Abuse



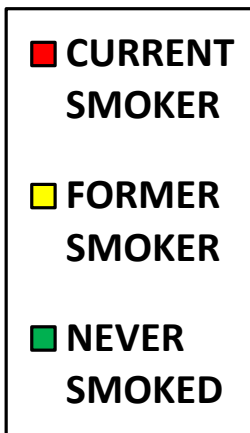
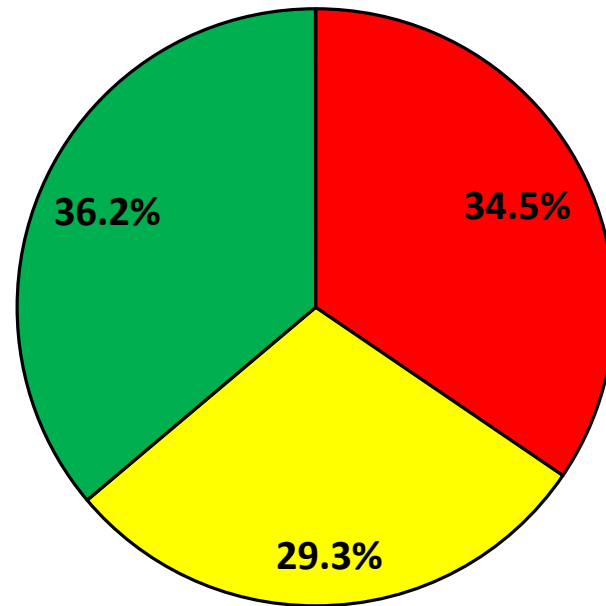
Alaska Mental Health Board

# Alaskan Adults and Their Smoking Status with Zero and Four Plus ACEs

Zero ACEs



Four Plus ACEs



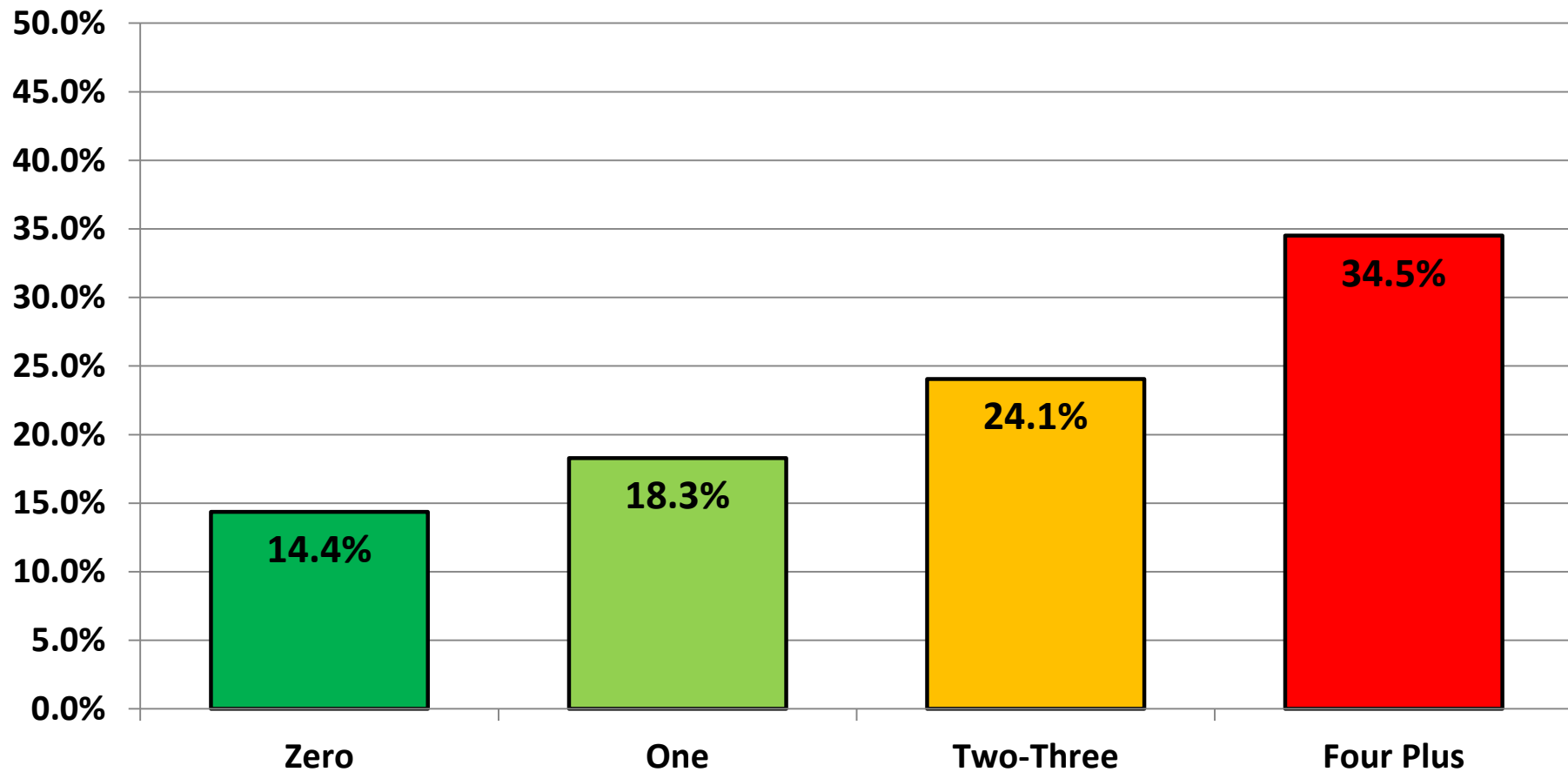
Source: Alaska data from the 2013 Alaska Behavioral Risk Factor Surveillance System, Alaska Department of Health and Social Services, Division of Public Health, Section of Chronic Disease Prevention and Health Promotion

Advisory Board on Alcoholism and Drug Abuse



Alaska Mental Health Board

# Alaskan Adults who Report being Current Smokers by Ace Exposure



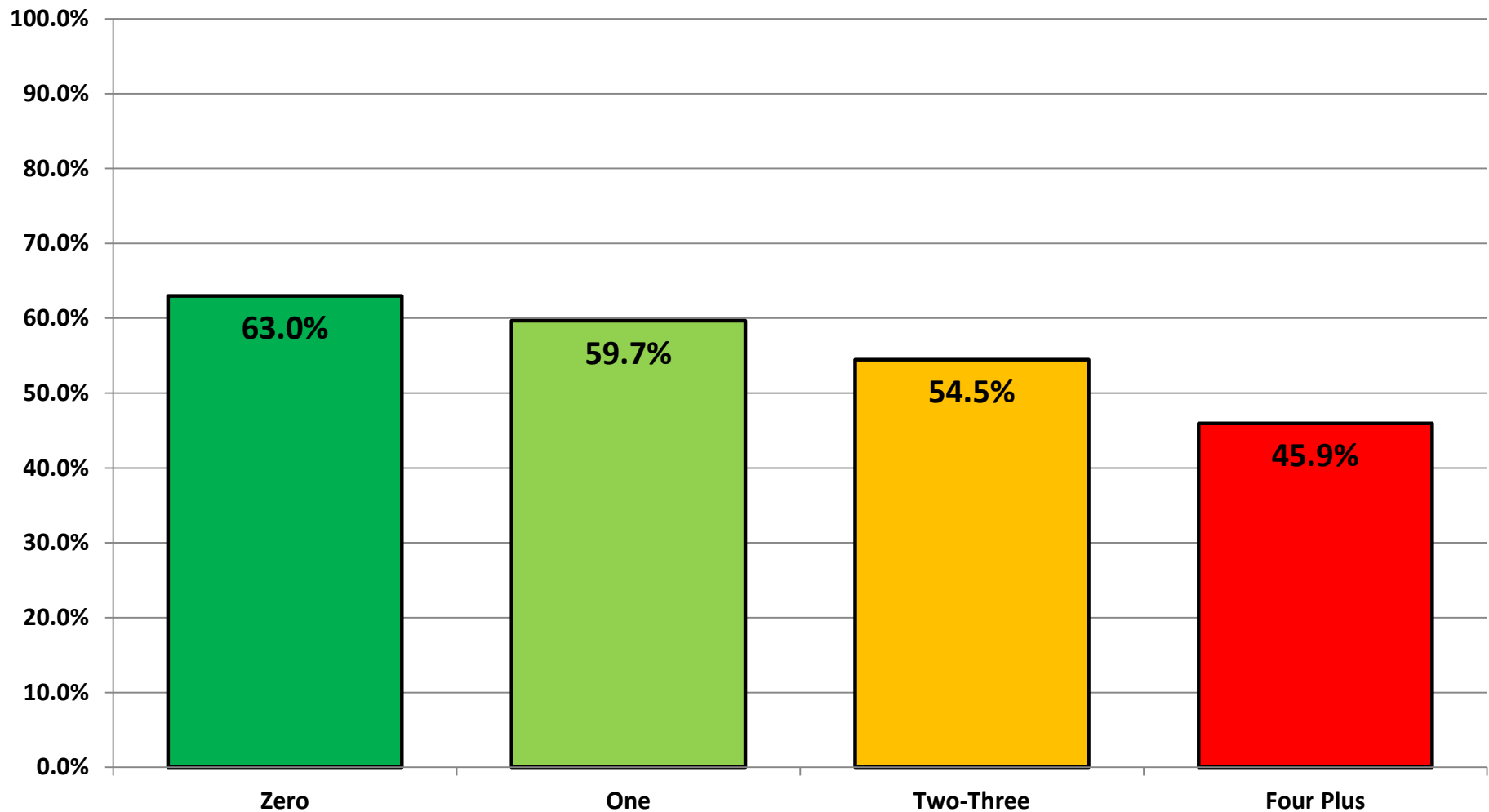
**Source:** Alaska data from the 2013 Alaska Behavioral Risk Factor Surveillance System, Alaska Department of Health and Social Services, Division of Public Health, Section of Chronic Disease Prevention and Health Promotion

Advisory Board on Alcoholism  
and Drug Abuse



Alaska Mental Health Board

# Percentage of Alaskan Adults Who have Ever Smoked who Don't Smoke Now by ACE Score



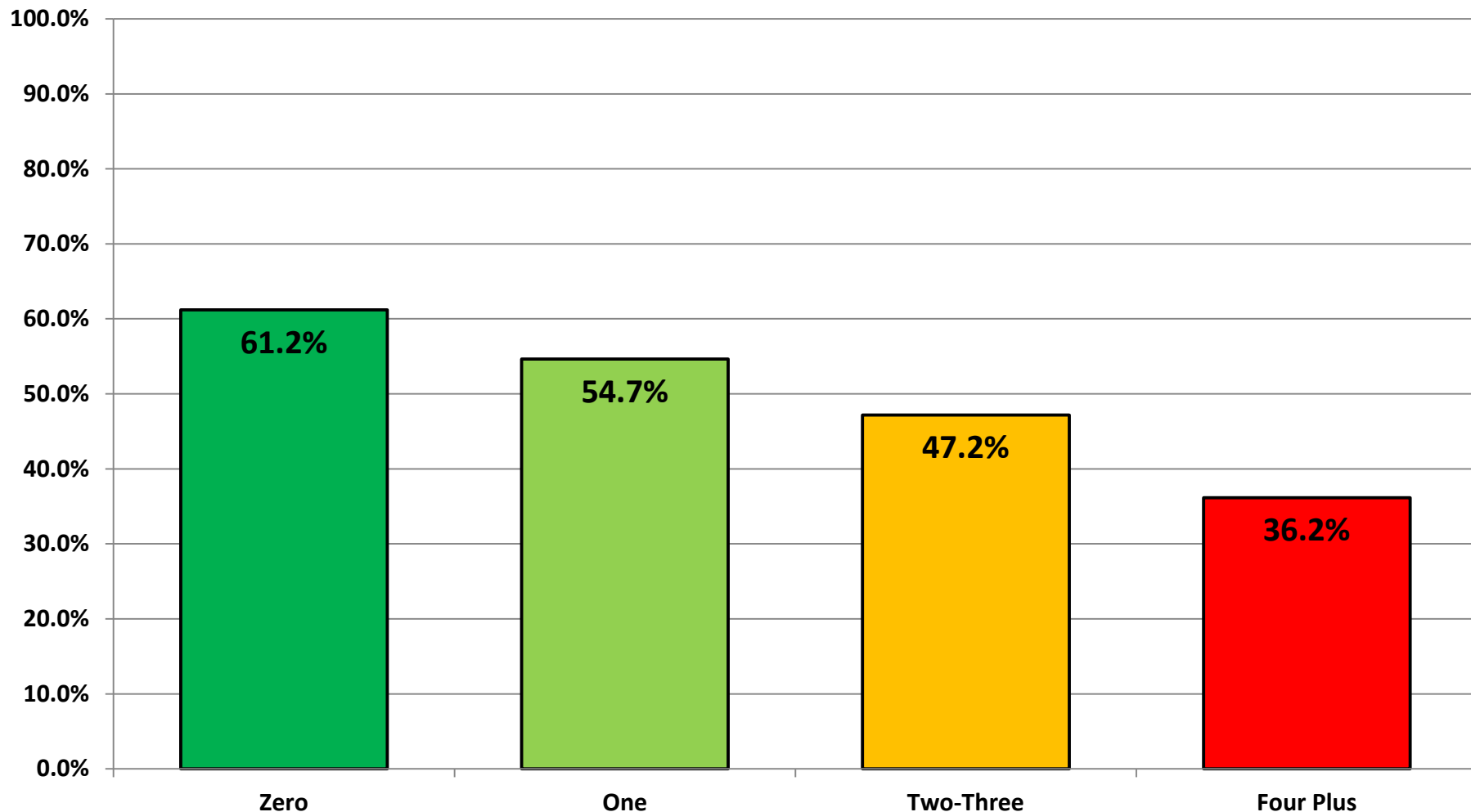
**Source:** Alaska data from the 2013 Alaska Behavioral Risk Factor Surveillance System, Alaska Department of Health and Social Services, Division of Public Health, Section of Chronic Disease Prevention and Health Promotion

Advisory Board on Alcoholism and Drug Abuse



Alaska Mental Health Board

## Percentage of Alaskan Adults who Report Having Never Smoked by ACE Score



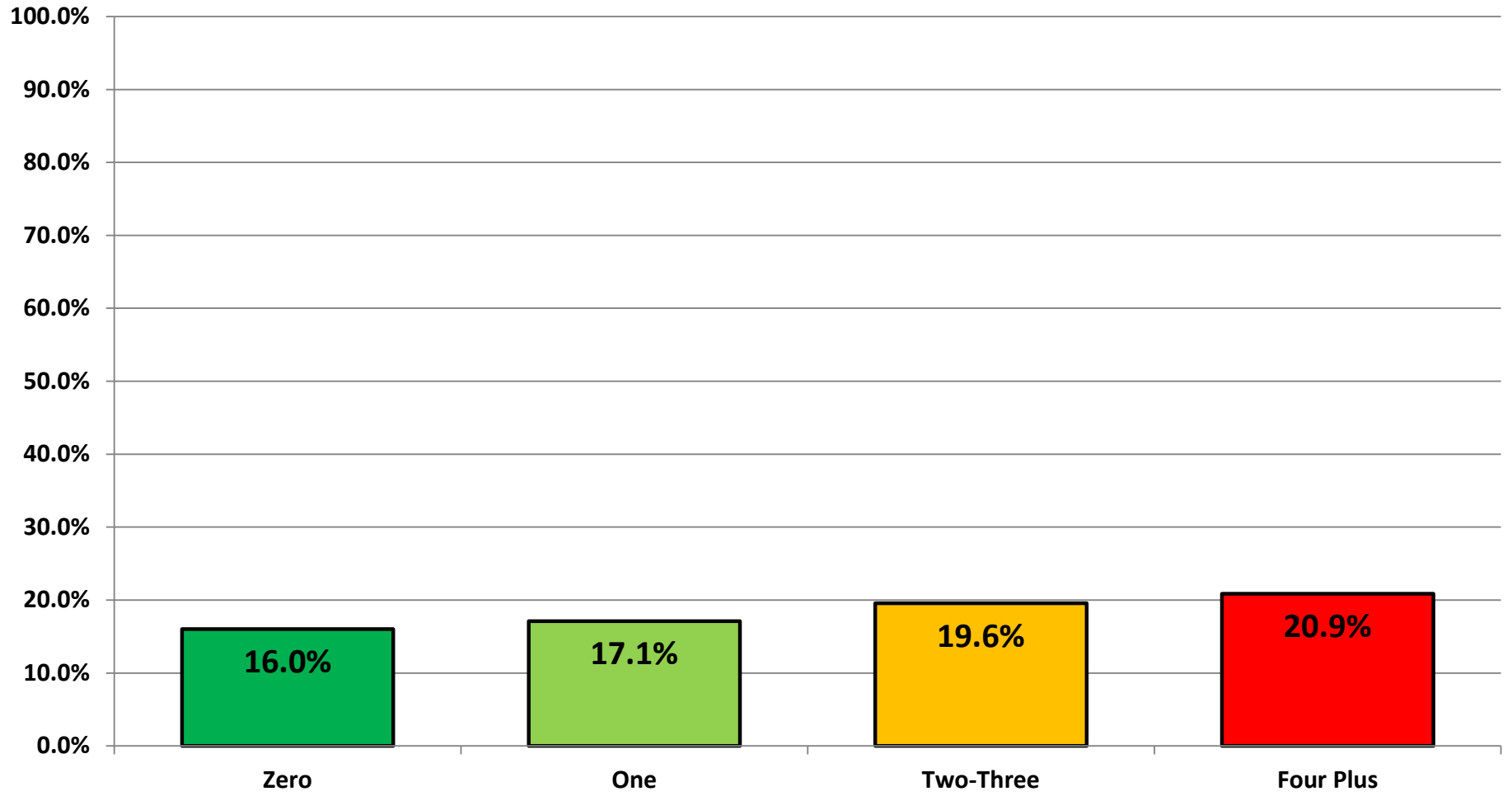
**Source:** Alaska data from the 2013 Alaska Behavioral Risk Factor Surveillance System, Alaska Department of Health and Social Services, Division of Public Health, Section of Chronic Disease Prevention and Health Promotion

Advisory Board on Alcoholism  
and Drug Abuse



Alaska Mental Health Board

# Alaskan Adults Reporting Drinking Behavior at Risk for Binge Drinking by ACE Score



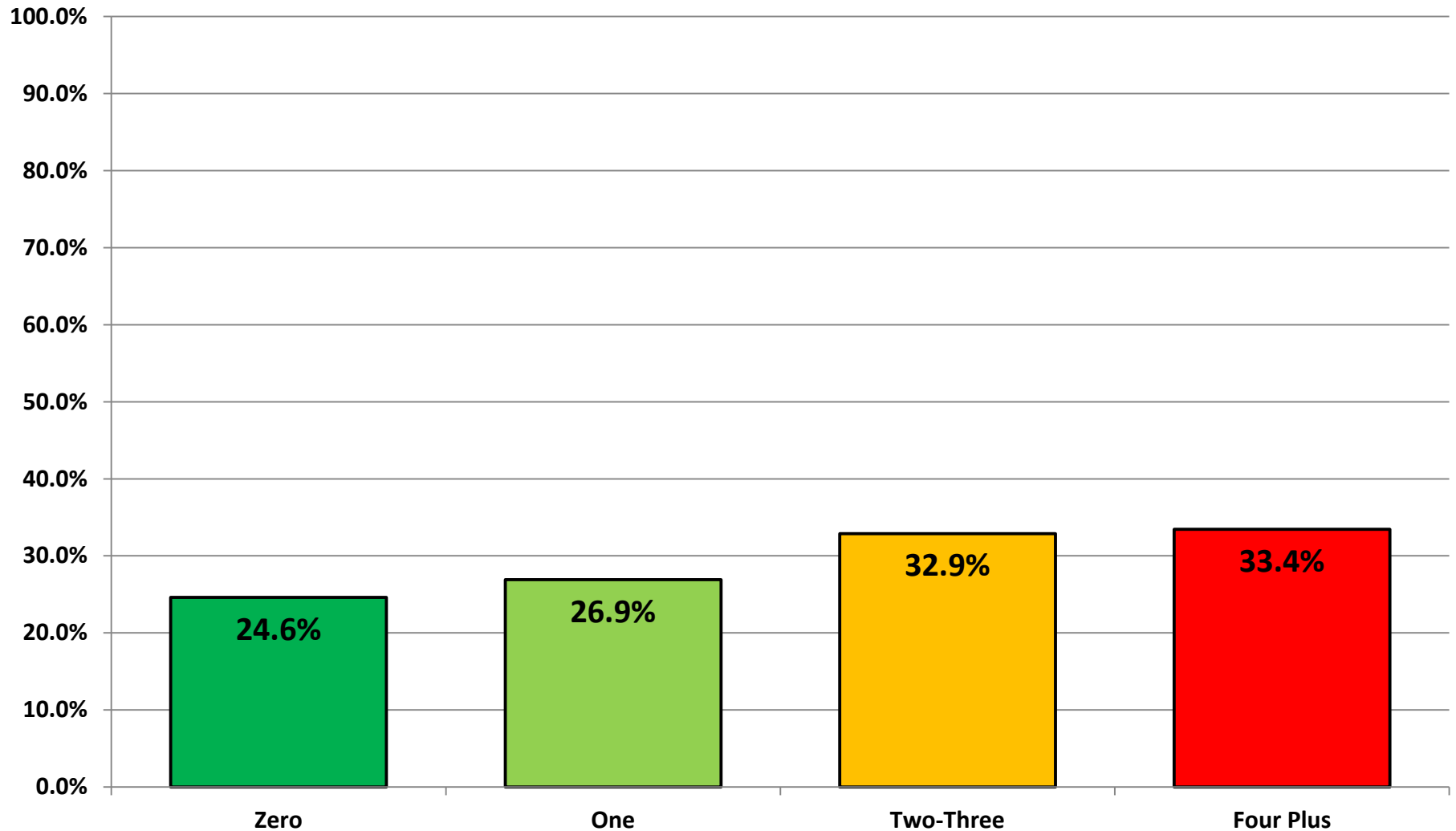
**Source:** Alaska data from the 2013 Alaska Behavioral Risk Factor Surveillance System, Alaska Department of Health and Social Services, Division of Public Health, Section of Chronic Disease Prevention and Health Promotion

Advisory Board on Alcoholism and Drug Abuse



Alaska Mental Health Board

## Alaskan Adults who are Obese by ACE Score



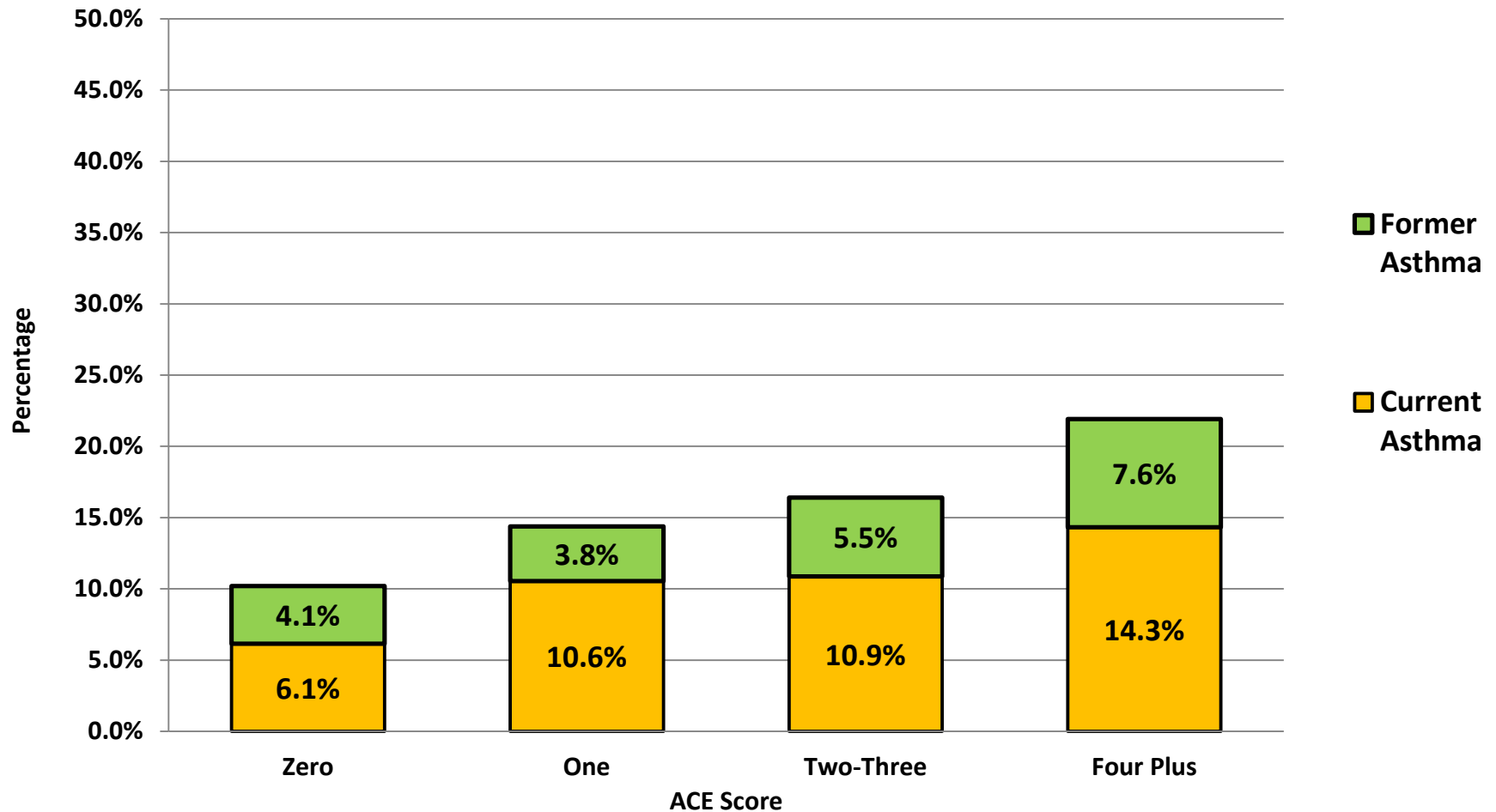
**Source:** Alaska data from the 2013 Alaska Behavioral Risk Factor Surveillance System, Alaska Department of Health and Social Services, Division of Public Health, Section of Chronic Disease Prevention and Health Promotion

Advisory Board on Alcoholism  
and Drug Abuse



Alaska Mental Health Board

## Percentage of Alaskan Adults who Report Current or Former Asthma by ACE Score



**Source:** Alaska data from the 2013 Alaska Behavioral Risk Factor Surveillance System, Alaska Department of Health and Social Services, Division of Public Health, Section of Chronic Disease Prevention and Health Promotion

Advisory Board on Alcoholism  
and Drug Abuse

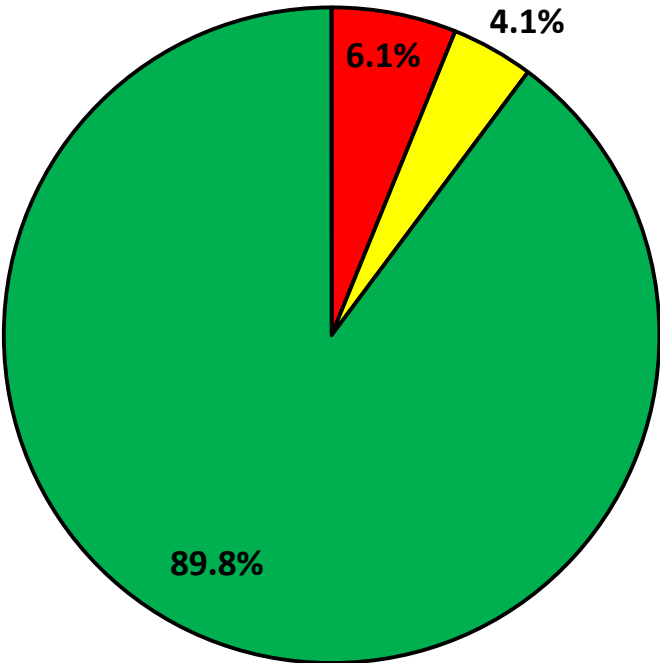


Alaska Mental Health Board

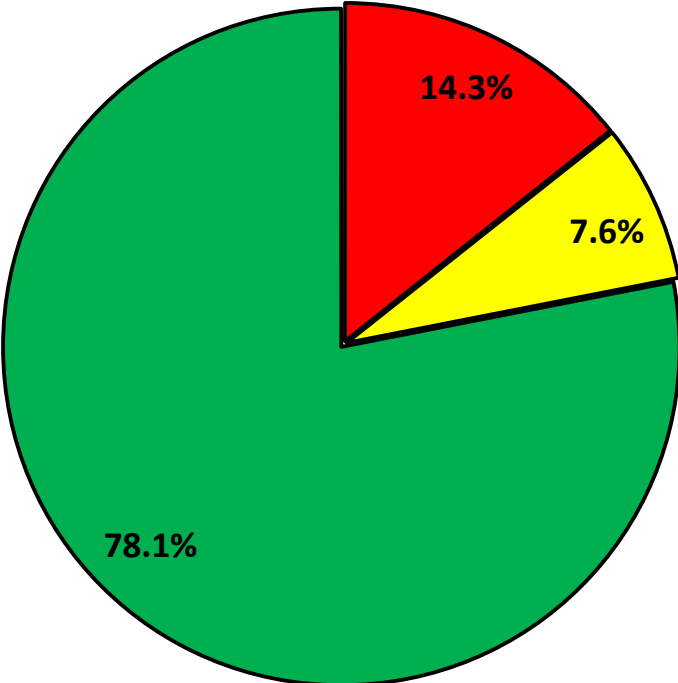


# Alaskan Adults and Their Asthma Status with Zero and Four Plus ACEs

Zero ACEs



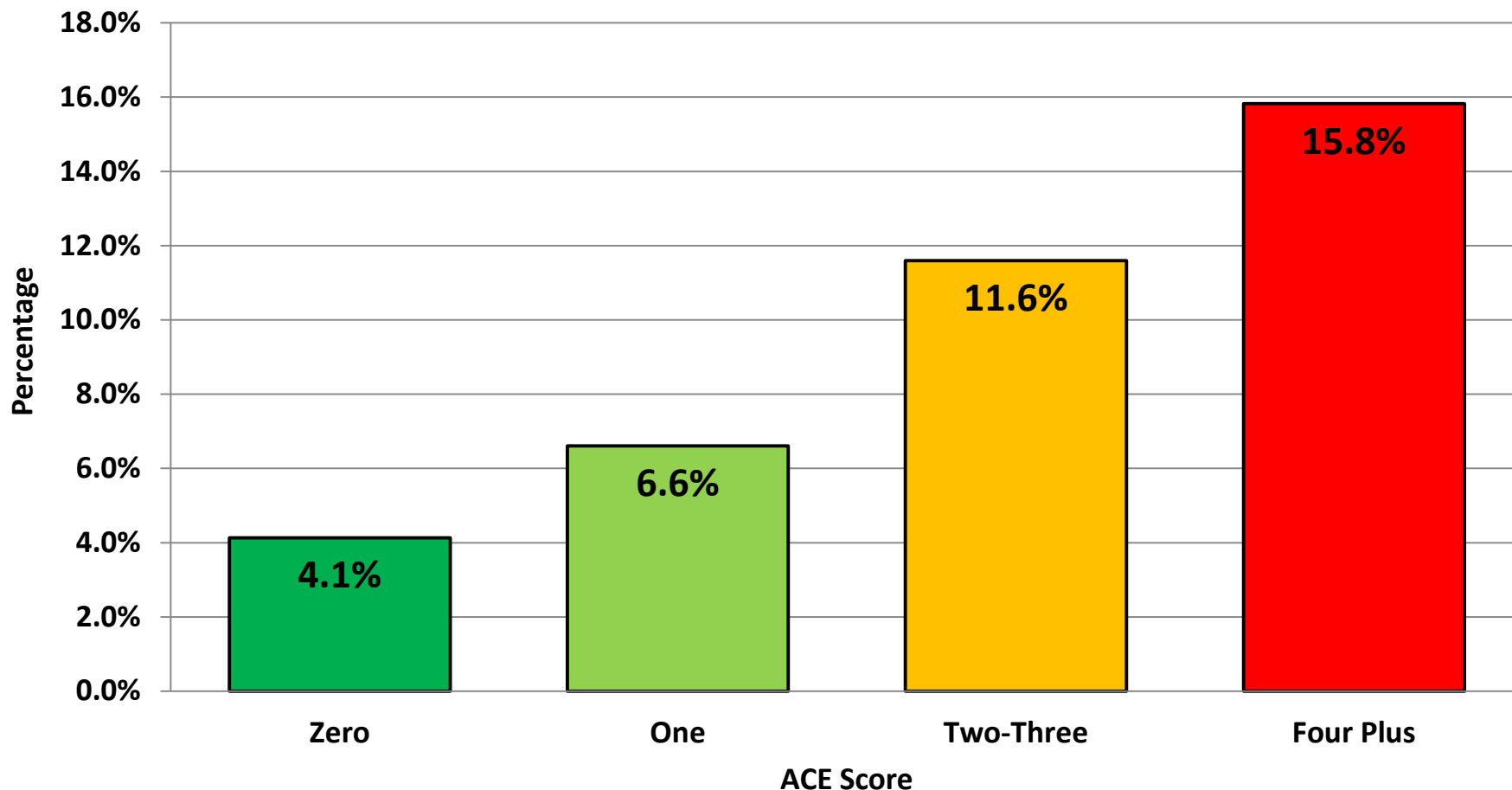
Four Plus ACEs



- Current Asthma
- Former Asthma
- Never had Asthma

Source: Alaska data from the 2013 Alaska Behavioral Risk Factor Surveillance System, Alaska Department of Health and Social Services, Division of Public Health, Section of Chronic Disease Prevention and Health Promotion

## Alaskan Adults Who Reported Experiencing Confusion and Memory Loss Which Was Getting Worse in the Past 12 Months by ACE Score



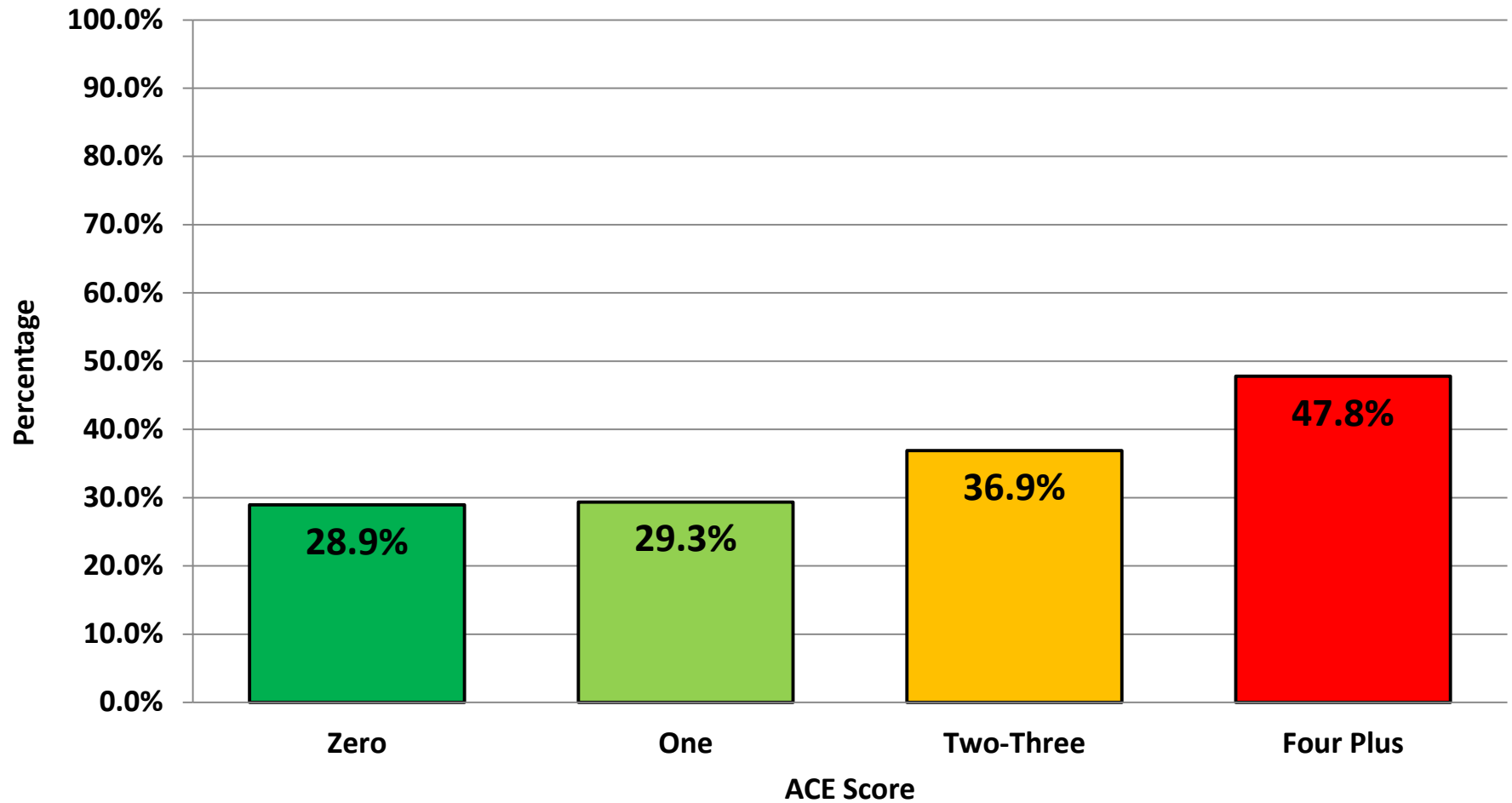
**Source:** Alaska data from the 2013 Alaska Behavioral Risk Factor Surveillance System, Alaska Department of Health and Social Services, Division of Public Health, Section of Chronic Disease Prevention and Health Promotion

Advisory Board on Alcoholism  
and Drug Abuse



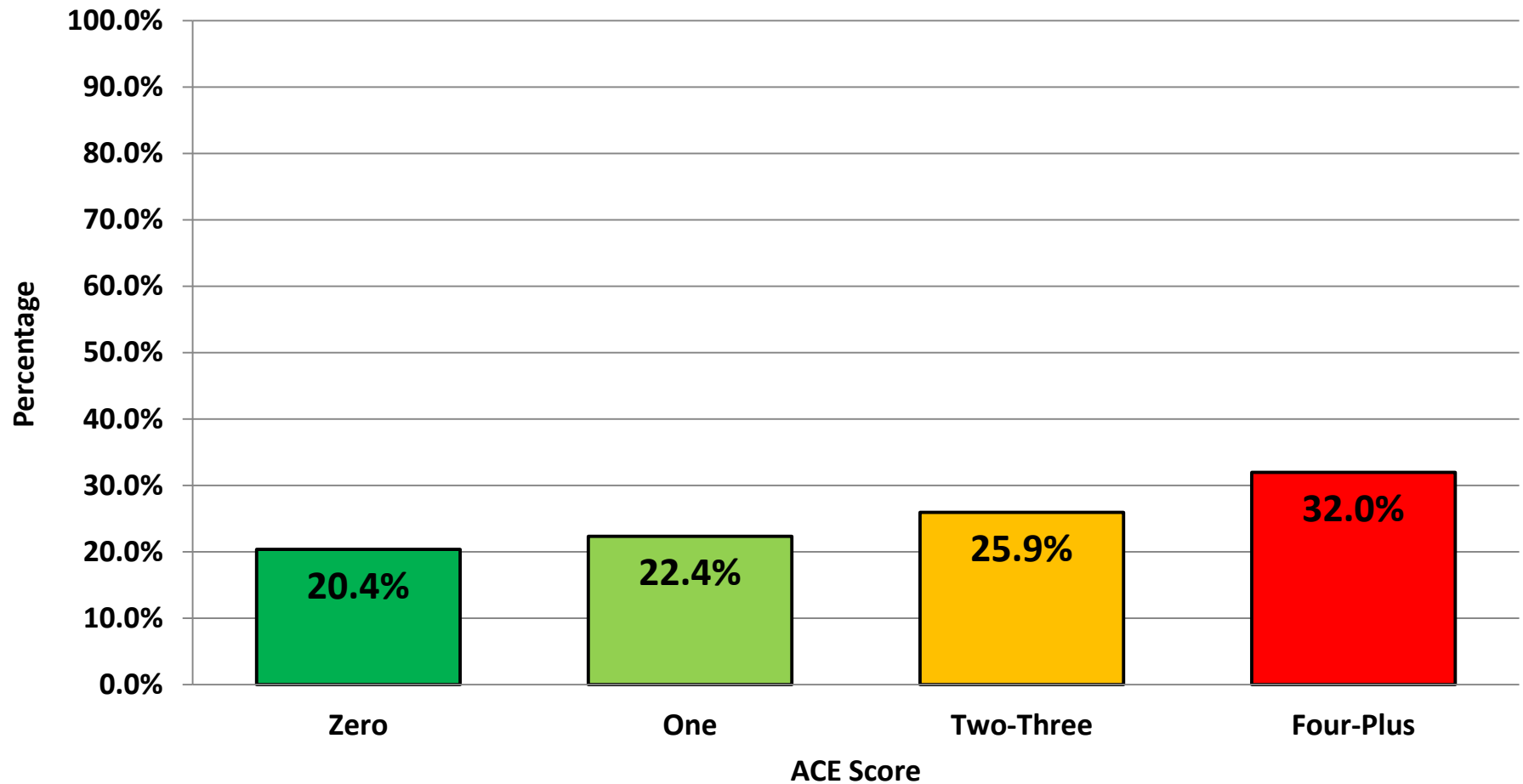
Alaska Mental Health Board

# Alaskan Adult Who Report Insufficient Sleep by ACE Score



**Source:** Alaska data from the 2013 Alaska Behavioral Risk Factor Surveillance System, Alaska Department of Health and Social Services, Division of Public Health, Section of Chronic Disease Prevention and Health Promotion

# Alaskan Adults who Report Ever Having Been Told They Have Arthritis by ACE Score



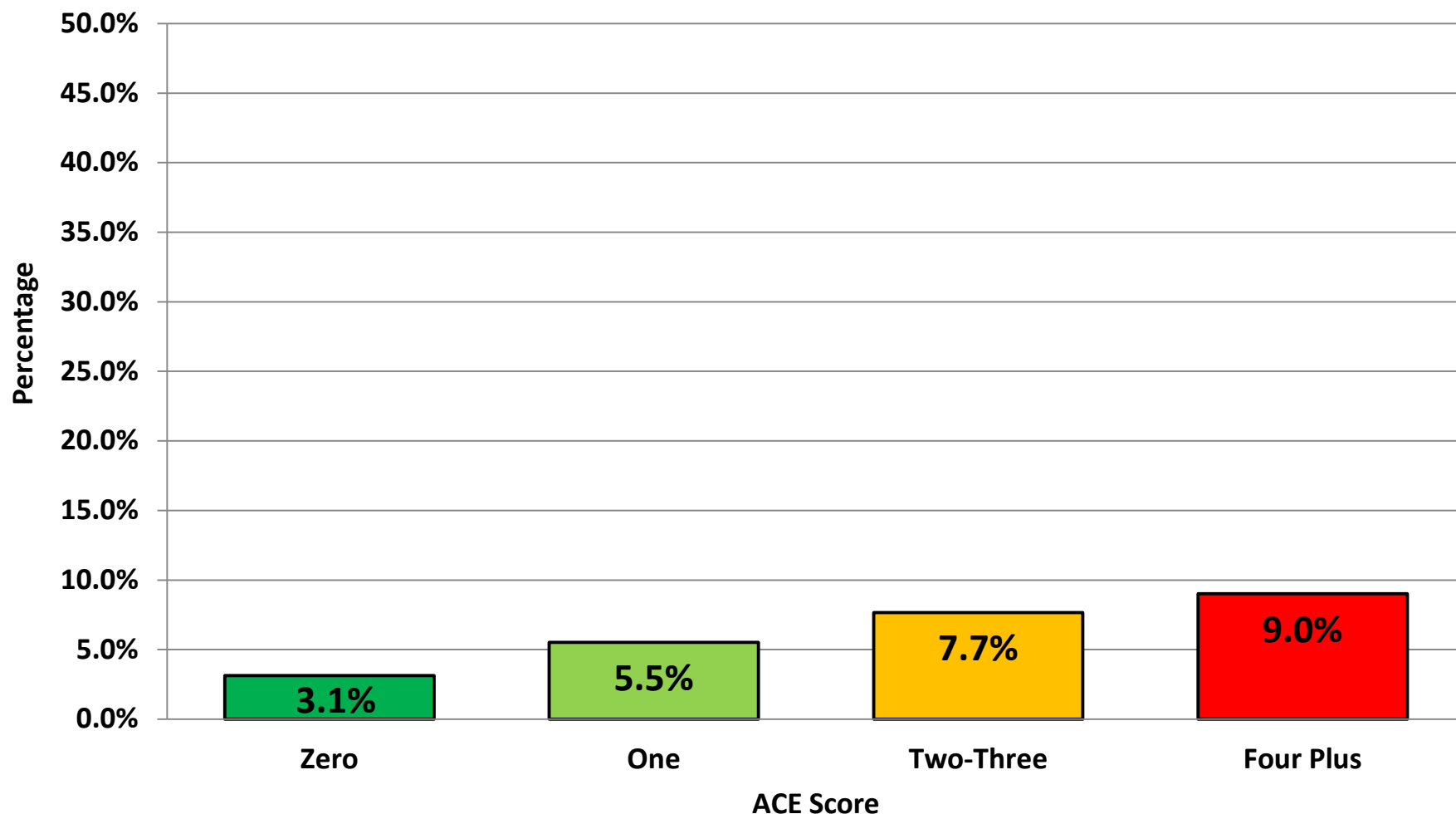
**Source:** Alaska data from the 2013 Alaska Behavioral Risk Factor Surveillance System, Alaska Department of Health and Social Services, Division of Public Health, Section of Chronic Disease Prevention and Health Promotion

Advisory Board on Alcoholism  
and Drug Abuse



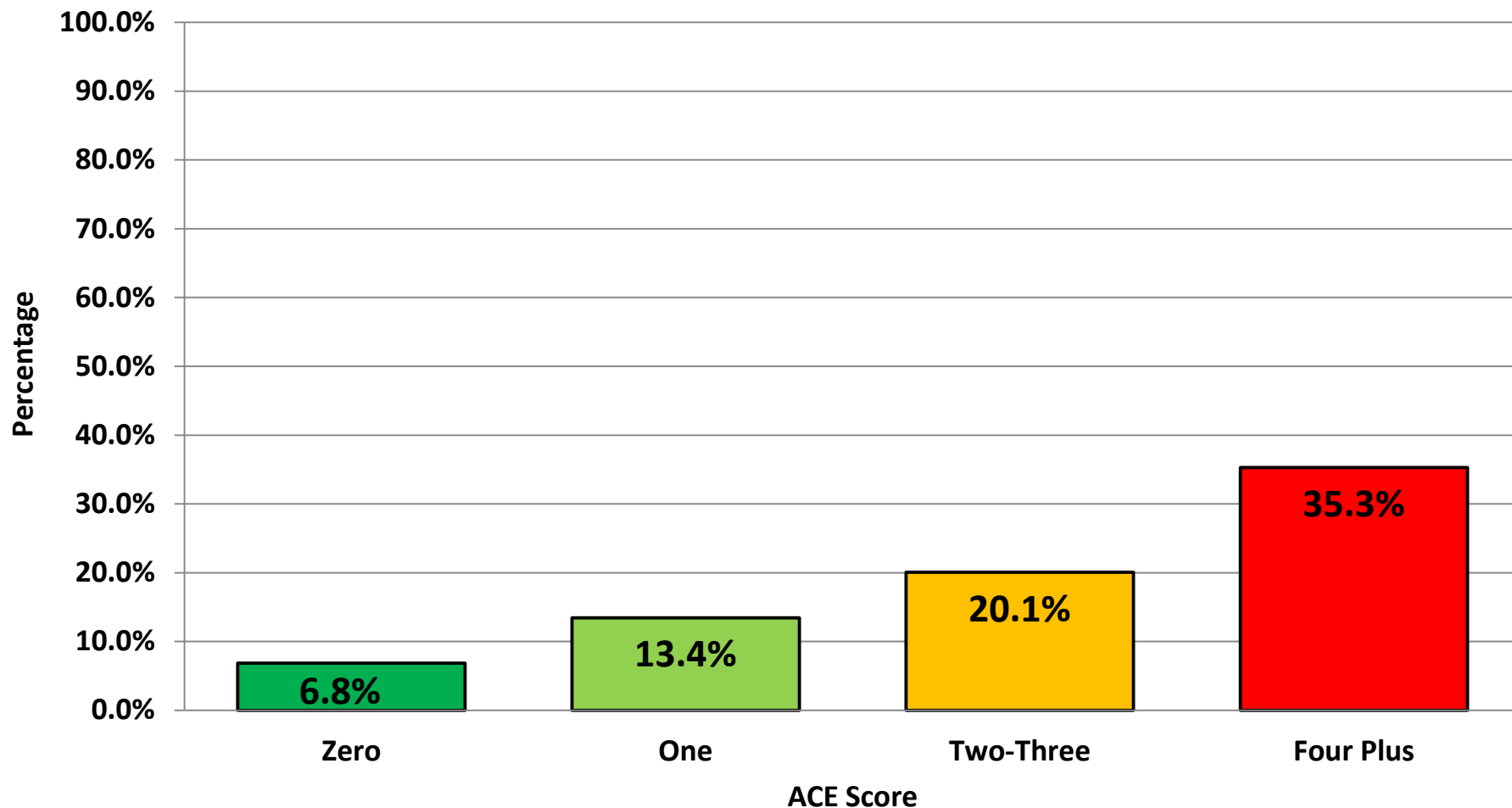
Alaska Mental Health Board

## Alaskan Adults Who Were Ever Told They had COPD, Emphysema or Chronic Bronchitis by ACE Score



**Source:** Alaska data from the 2013 Alaska Behavioral Risk Factor Surveillance System, Alaska Department of Health and Social Services, Division of Public Health, Section of Chronic Disease Prevention and Health Promotion

# Alaskan Adults Who Were Ever Told They Have a Depressive Disorder by ACE Score



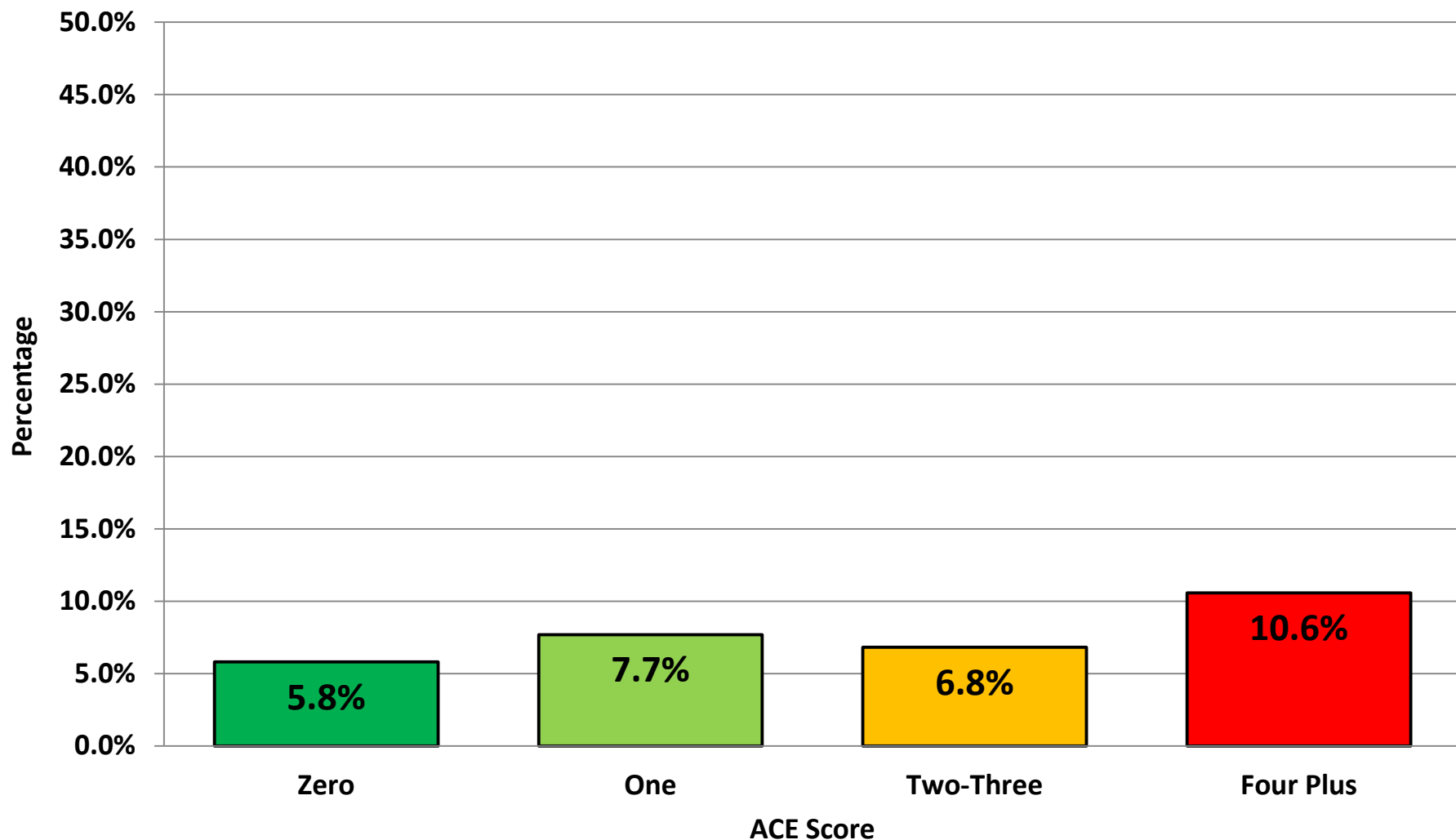
**Source:** Alaska data from the 2013 Alaska Behavioral Risk Factor Surveillance System, Alaska Department of Health and Social Services, Division of Public Health, Section of Chronic Disease Prevention and Health Promotion

Advisory Board on Alcoholism  
and Drug Abuse



Alaska Mental Health Board

## Alaskan Adults at Risk for Heavy Drinking by ACE Score



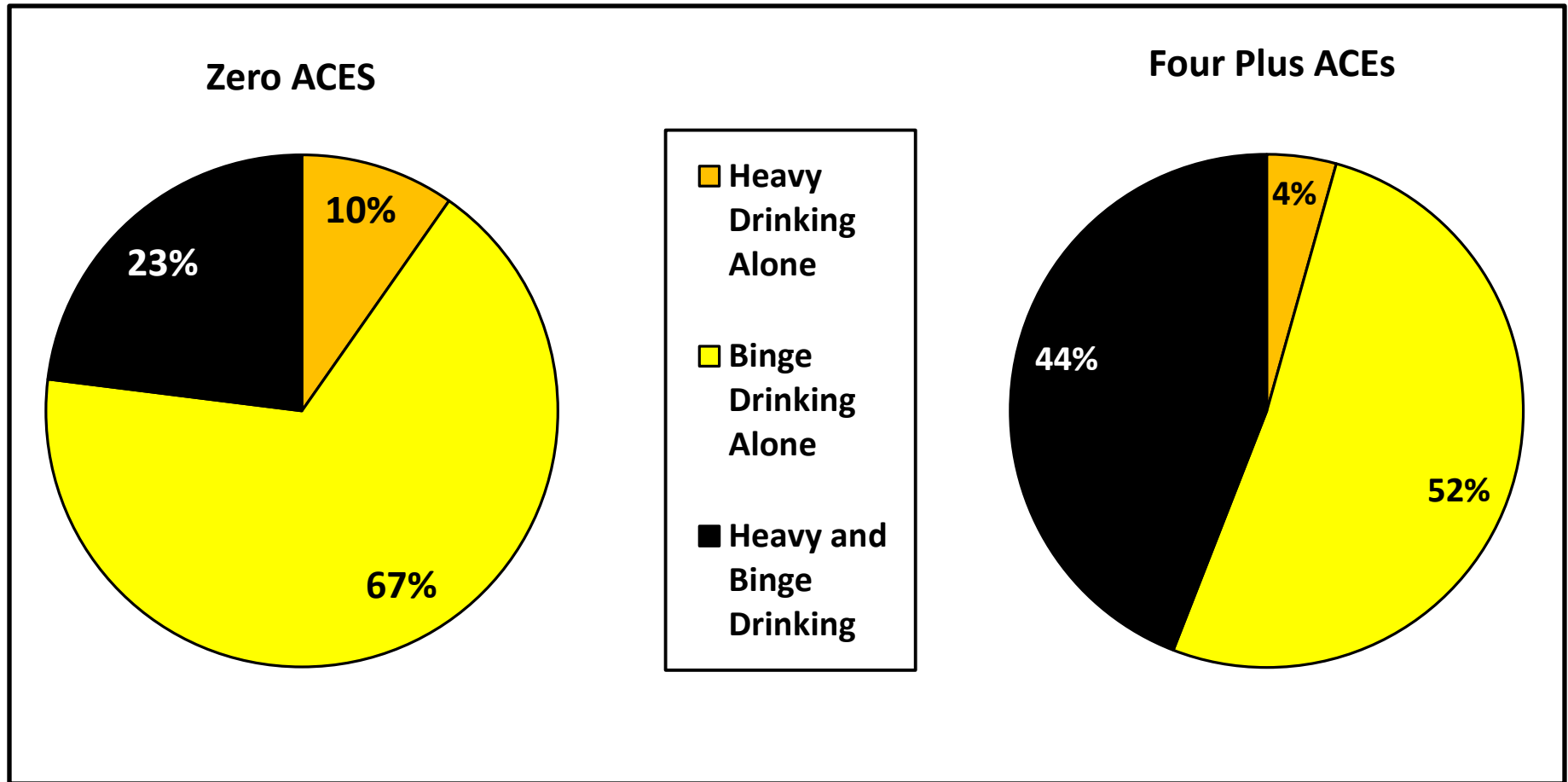
**Source:** Alaska data from the 2013 Alaska Behavioral Risk Factor Surveillance System, Alaska Department of Health and Social Services, Division of Public Health, Section of Chronic Disease Prevention and Health Promotion

Advisory Board on Alcoholism  
and Drug Abuse



Alaska Mental Health Board

# Of Those Alaska Adults Who are At Risk for Heavy or Binge Drinking - the Incidence of Each Type of Risk or Both Types



**Source:** Alaska data from the 2013 Alaska Behavioral Risk Factor Surveillance System, Alaska Department of Health and Social Services, Division of Public Health, Section of Chronic Disease Prevention and Health Promotion

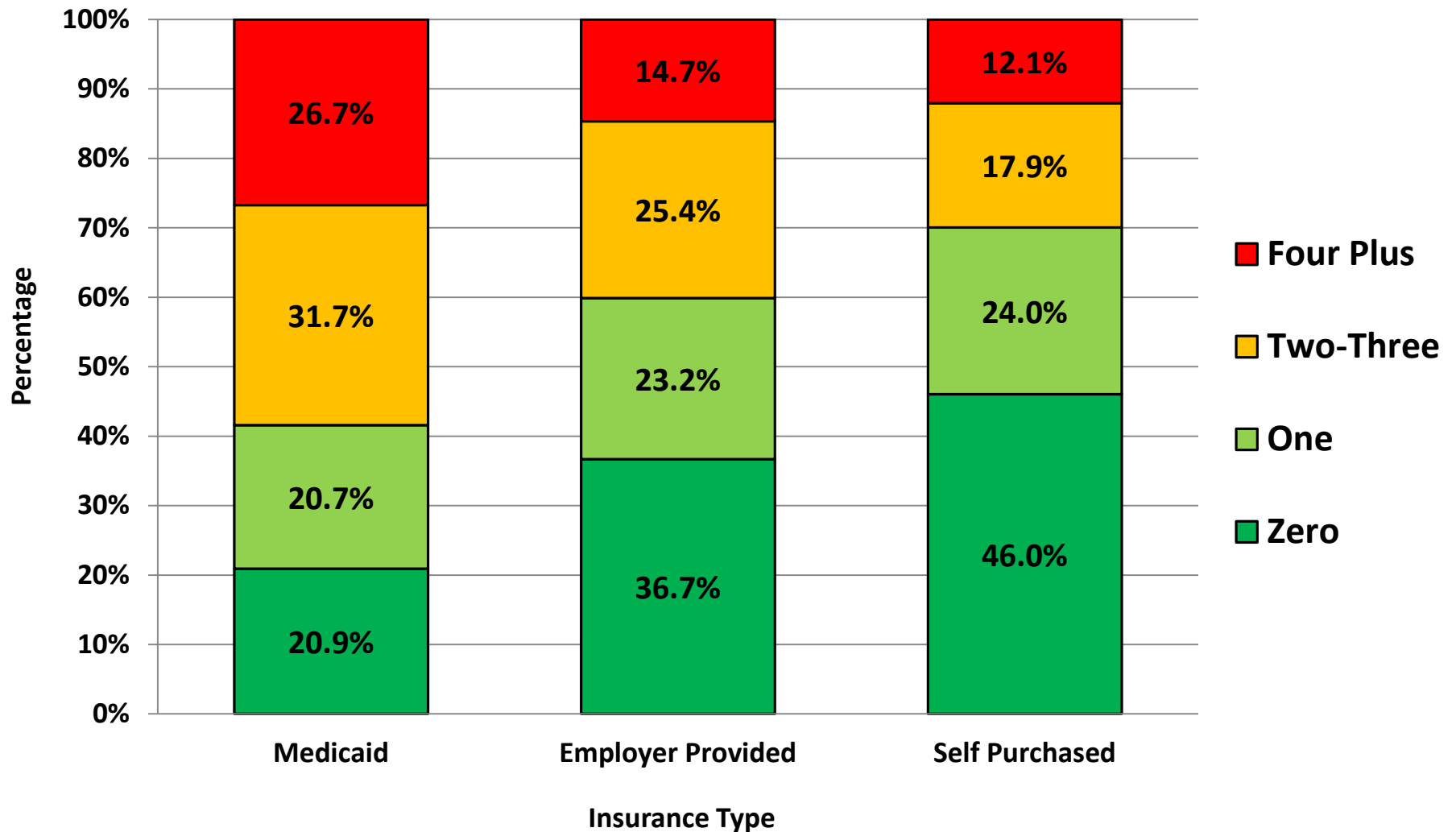
Advisory Board on Alcoholism and Drug Abuse



Alaska Mental Health Board

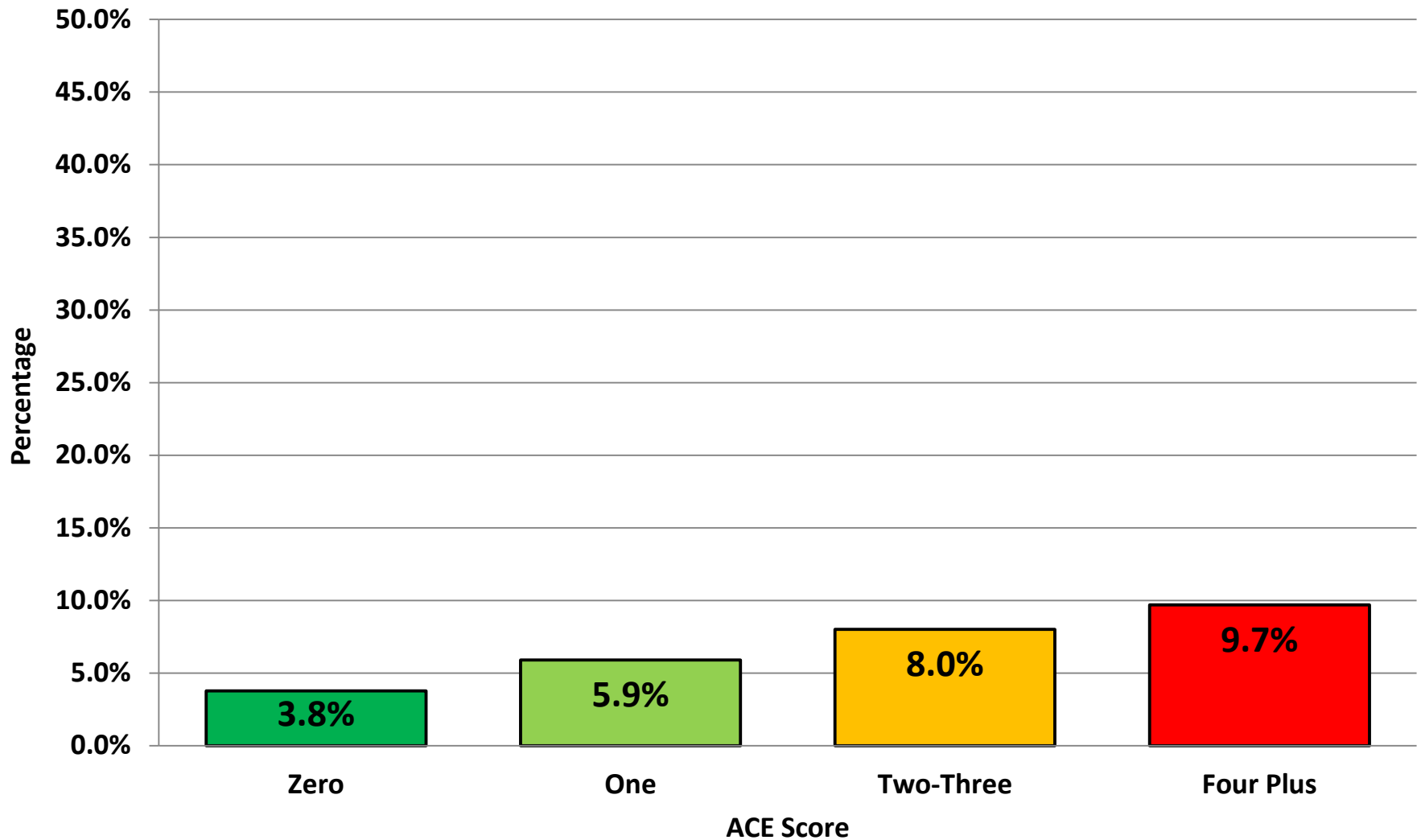


# ACE Scores by Insurance Type for Alaskan Adults



**Source:** Alaska data from the 2013 Alaska Behavioral Risk Factor Surveillance System, Alaska Department of Health and Social Services, Division of Public Health, Section of Chronic Disease Prevention and Health Promotion

## Alaskan Adults by ACE Score Who Receive Medicaid



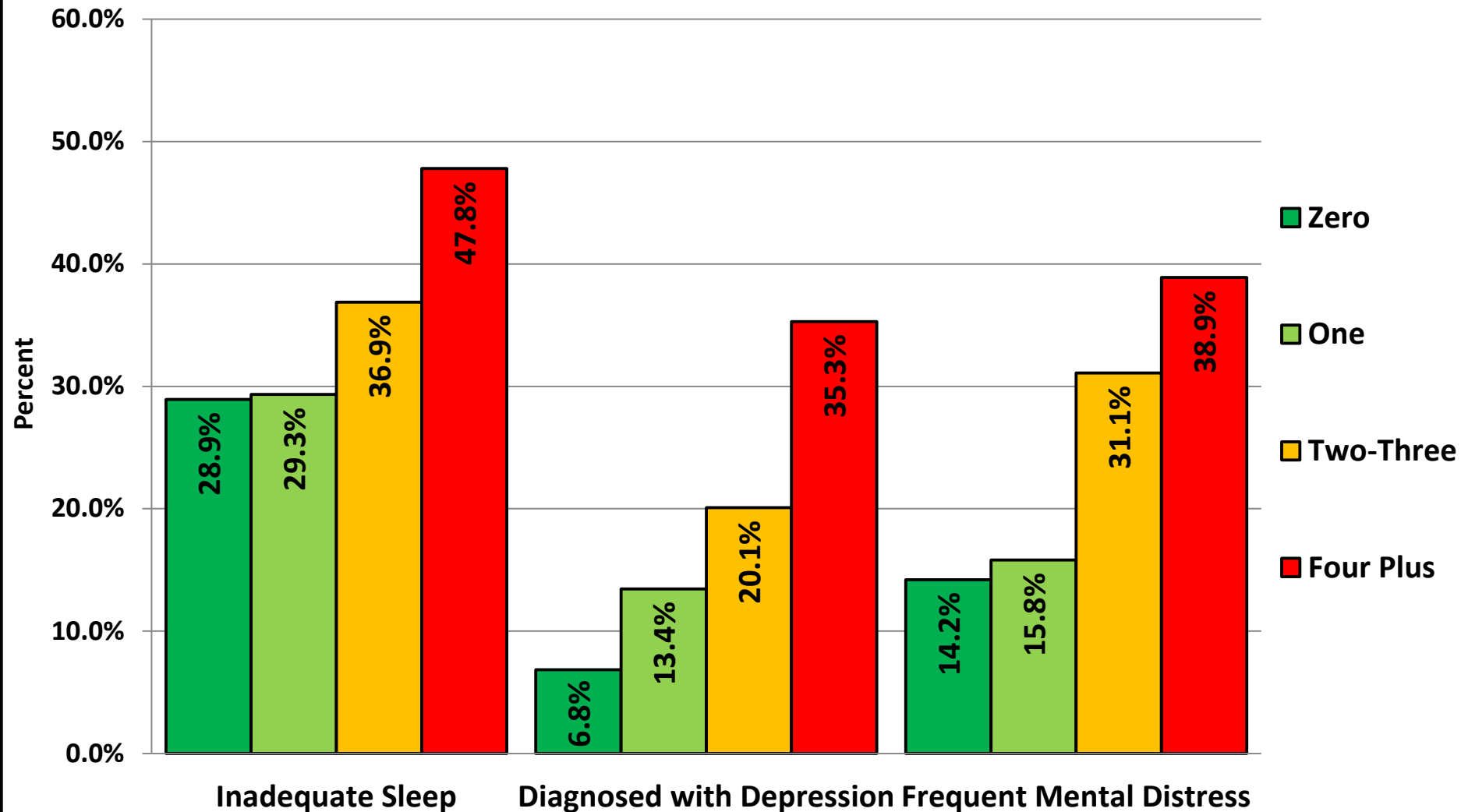
**Source:** Alaska data from the 2013 Alaska Behavioral Risk Factor Surveillance System, Alaska Department of Health and Social Services, Division of Public Health, Section of Chronic Disease Prevention and Health Promotion

Advisory Board on Alcoholism  
and Drug Abuse



Alaska Mental Health Board

# Alaskan Adults Report of Three Health Outcomes by ACE Exposure



**Source:** Alaska data from the 2013 Alaska Behavioral Risk Factor Surveillance System, Alaska Department of Health and Social Services, Division of Public Health, Section of Chronic Disease Prevention and Health Promotion

Advisory Board on Alcoholism and Drug Abuse



Alaska Mental Health Board